

## Appendix A Examination Results Barnet

### Standards and Quality of Provision of Religious Education

Barnet BELs data officer's summary October 2021:

Normally we would have Pupil level GCSE and A Level result's, but we haven't had any data to report on formally since 2019.

Barnet is a diverse borough and the proportion of pupils in faith schools in Barnet does provide us with some additional insight.

Data by religious character of the school in Barnet October 2021:

Religious Character of school	Number of Pupils	% of Pupils
Church of England	6485	10.7%
Greek Orthodox	733	1.2%
Jewish	7342	12.1%
Non-Religious	38689	63.9%
Roman Catholic	7325	12.1%

Religious or Non-Religious School	Number of Pupils	% of Pupils
Religious	21885	36.13%
Non-Religious	38689	63.87%

Going forward the borough intends to resume the collection and analysis of examination data and will collate the information using the grid below.

DATE	EXAM	STUDENTS ENTERED	% Barnet	% National	% Barnet	% National	Comment
Key Stage 5 Attainment							
2020	A LEVEL						Entry maintained.
2019	A LEVEL						% may reflect grade boundary changes
2018							decline linked to ceasing of AS offering?
2015	A/S LEVEL						The A/S examination is still being offered by examinations boards.
Key Stage 4 Attainment							

Barnet SACRE Annual Report 2020-2021

			% Barnet Grade 4+	% National Grade 4+	% Barnet Grade 7+	% National Grade 7+	
2020	GCSE FULL COURSE						
2019	GCSE FULL COURSE						
2018	GCSE FULL COURSE						
2017	GCSE FULL COURSE						

\*\* The first examination of the current AS and A level in religious education and studies was in September 2018. The first examination of the current GCSE in religious studies, graded 9-1, took place in the summer of 2018.

## Appendix B: Full Membership List (2020-2021) Barnet Standing Advisory Council for Religious Education (SACRE)

<b>GROUP A:</b> <b>Christian denominations other than the Church of England and principal religions represented in Great Britain</b>	<b>GROUP B:</b> <b>Church of England</b>
Mrs Vicky Golestaneh (Baha'i)	Mrs Jayne Pavlou (London Diocese)
Ajantha Tennakoon (Buddhist)	Rev Robin Sims-Williams (London Diocese)
Mrs Catherine Salinger (Free Churches)	Mrs Mel Adams (Diocese of St Albans)
Mrs Mary Karaolis (attending on behalf of Very Revd AC Damiano: Greek Orthodox Church)	Vacancy (Diocese of St Albans)
Mr Sury Khatri (Hindu)	
Mrs Veena Bedi (Hindu)	
Ahmad Alkazemi (Islam)	
Dr Mukal Shah (Jain)	
Dr. Natubhai Shah (Jain)	
Rabbi Mark Goldsmith ( Jewish)	
Mr Gerry Cohen (Jewish)	
Vacancy (Sikh)	
Vacancy (Sikh)	
Vacancy (Roman Catholic)	
Monika Cleaver (Roman Catholic)	
Major Mark Rose (Salvation Army)	
Joan Scannell (Salvation Army)	
Mr Mark Leach (Methodist)	
Hugh Vivian (Humanist)	
<b>GROUP C:</b> <b>Teachers Associations, including representation from Academy Schools</b>	<b>GROUP D:</b> <b>Local Authority, including elected Councillors LA</b>
Mr Kevin McSharry (Chairman & ASCL)	Agnes Slocombe (L.A.)
Ms Marina Robb (East Barnet School: NEU)	Cllr John Hart
Ms Claire Pawlasczek (Frien Barnet School : NEU)	Cllr Danny Rich
Dr Alan Shaw (Hasmonean Primary School: NAHT)	Cllr Lachhya Bahadur Gurung
Ms Sandra Teacher	Cllr Jess Brayne
Sally Giovanelli (Danegrove Primary School)	Cllr Reuben Thompstone
	Cllr Nicole Richer
<b>Other</b>	<b>Co-opted non-voting members</b>
Maria Gabrielczyk – <b>Clerk</b>	Jan McGuire (JMcG) Independent RE Advisor to Barnet SACRE
	Mr Neil Marlow LA, Head of School Improvement, representing Director of Education and Skills
	Katie Dawbarn

**\*\*\* Appendix C: Statement on the Barnet SACRE Annual Report for the Schools/ website**

**Barnet SACRE Annual Report has been to the Department of Education 2020-2021**

The Barnet SACRE Annual Report for 2020 – 2021 has just been completed and sent to the Department of Education. The report captures the areas of best practice in Religious Education in Barnet as well as identifying areas that require development.

Religion and worldviews remain significantly important in our richly diverse Borough, nationally and globally. Religious Education is a valuable and enriching curriculum subject. It is important in its own right and makes a unique contribution to the spiritual, moral, social and cultural (SMSC) development of pupils and supports wider community cohesion. The Government is keen to ensure all pupils receive high-quality Religious Education.

The Education Act 1996, Section 391 (6) and (7) requires that each year the Standing Advisory Council on Religious Education (SACRE), from each Local Authority/ Borough, publishes a report as to the exercise of its functions and any action taken by the representative groups on the Council during the last preceding year.

To read the report and to find out how you may be more involved with SACRE go to:

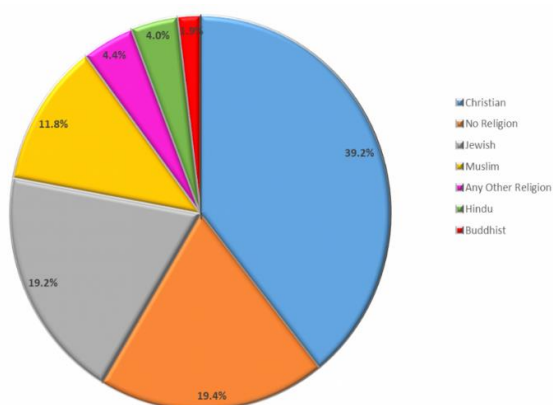
## Barnet SACRE: Standing Advisory Council on Religious Education

<b>Annual Report Reflection and Development Plan Process November 2021</b>		
Grade 1 (non-existent- urgent development required) Grade 2 (some things in place- needs considerable work) Grade 3 (Satisfactory- few actions required) Grade 4 (Good- lots in place, tweaks required) Grade 5 (Excellent- exemplar practice)		
	Grade	SMART Action: Cycle of review
<b>1</b>	<b>Barnet SACRE Meetings 2020 - 2021</b>	
<b>2</b>	<b>Religious Education Statutory Responsibilities</b>	
a	The Barnet Local Agreed Syllabus and RE in schools	
b	ASC Barnet	
c	Standards and monitoring of RE	
d	Teacher training and materials and advice for schools	
e	Other information: withdrawals/ complaints	
f	Advice to the LA	
<b>3</b>	<b>Collective Worship Statutory Responsibilities</b>	
a	Standards and monitoring of Collective Worship	
b	Determinations: advice to LA	
c	Teacher/ school training provided	
<b>4</b>	<b>Links with other bodies</b>	
	National bodies	
<b>5</b>	<b>SACRE involvement locally</b>	
	Local SACRE Links and SACRE involvement locally	
<b>6</b>	<b>Barnet SACRE's own arrangements (statutory responsibilities) including:</b>	
	Professional and administrative support and how the LA supports the SACRE (clerking, adviser, links to council initiatives)	
	Membership, representation & recruitment - quoracy, issues and successes with recruitment	
	Training for SACRE (and ASC) members	
	Finance given to SACRE for its work	

## Appendix E Barnet and Religion by % Data Summary

The Annual Population Survey reveals that the most common religion in Barnet is Christianity (39.2%), followed by the Jewish (19.2%) and Muslim (11.8%) faiths (refer to Figure 1.8). Almost one in five people in the borough has no religion (19.4%), which equates to around 75,600 people, compared to the 152,500 Christians in Barnet. Whilst almost a third of people in the borough are either Jewish or Muslim (31%; n = 120,500), roughly one in twenty-five are Hindu (4.0%; n = 15,400) and Buddhist's account for just under one in fifty (1.9%; n = 7,500).

Figure 1.8: Religions in Barnet, by percentage, 2018



The wards with the lowest proportion of Christians also have the highest percentage of Jewish people in their populations (Garden Suburb (38.2%); Golders Green (37.1%); Edgware (32.6%)). The areas with the lowest proportions of Jewish people (refer to Table 1.11 and Figure 1.9) are located in Burnt Oak (1.2%), Colindale (1.4%) and Underhill (3.1%).

Table 1.11: The proportion of ward populations in Barnet by religion, 2011

Area	Christian	Jewish	Muslim	Hindu	Buddhist	Sikh	Other Religion	No Religion	Religion not stated
Brunswick Park	52.3%	4.7%	9.8%	6.6%	0.8%	0.5%	1.5%	15.8%	8.1%
Burnt Oak	50.0%	1.2%	18.4%	7.5%	2.5%	0.3%	0.5%	13.0%	6.5%
Childs Hill	37.7%	16.9%	14.2%	3.4%	1.3%	0.1%	0.7%	16.2%	9.4%
Colindale	46.6%	1.4%	19.3%	9.8%	1.9%	0.3%	0.4%	13.3%	7.0%
Coppetts	47.4%	4.0%	9.3%	6.1%	0.8%	0.7%	0.7%	22.8%	8.2%
East Barnet	54.3%	5.3%	6.1%	3.6%	0.8%	0.3%	1.0%	20.5%	8.1%
East Finchley	41.2%	8.8%	7.4%	4.2%	1.0%	0.4%	0.6%	27.2%	9.2%
Edgware	27.7%	32.6%	11.3%	8.8%	0.8%	0.4%	2.3%	8.2%	8.1%
Finchley Church End	28.3%	31.2%	8.1%	6.1%	1.3%	0.4%	0.8%	14.7%	9.1%
Garden Suburb	26.5%	38.2%	4.8%	2.4%	1.0%	0.2%	0.6%	15.1%	11.2%
Golders Green	26.1%	37.1%	12.2%	3.8%	0.9%	0.2%	0.6%	10.1%	9.0%
Hale	39.1%	19.4%	10.7%	8.1%	1.5%	0.3%	1.4%	11.5%	7.9%
Hendon	32.1%	31.4%	8.5%	5.6%	1.3%	0.2%	0.6%	11.5%	8.8%
High Barnet	53.4%	6.5%	3.9%	3.1%	0.6%	0.3%	0.7%	23.1%	8.3%
Mill Hill	39.1%	19.0%	12.3%	5.2%	1.1%	0.4%	0.8%	14.0%	8.2%
Oakleigh	52.6%	8.8%	6.7%	5.3%	0.8%	0.4%	1.3%	16.1%	7.9%
Totteridge	39.7%	16.2%	7.2%	6.7%	2.3%	0.5%	2.0%	16.5%	8.8%
Underhill	55.8%	3.1%	7.6%	3.3%	1.1%	0.2%	1.0%	19.1%	8.8%
West Finchley	38.1%	9.1%	7.8%	9.0%	2.1%	0.8%	2.3%	22.2%	8.5%
West Hendon	36.4%	14.1%	17.1%	11.0%	1.6%	0.2%	1.1%	11.4%	7.1%
Woodhouse	45.0%	6.4%	9.7%	9.3%	1.0%	0.5%	1.5%	18.4%	8.4%
<b>Barnet</b>	<b>41.2%</b>	<b>15.2%</b>	<b>10.3%</b>	<b>6.2%</b>	<b>1.3%</b>	<b>0.4%</b>	<b>1.1%</b>	<b>16.1%</b>	<b>8.4%</b>

Source: Office for National Statistics (ONS, 2011). Census 2011 data. Table: KS209EW – Religion.

Figure 1.9: Jewish population (%) in Barnet, by ward, 2011 Source: Office for National Statistics (ONS, 2011).  
Census 2011 data.

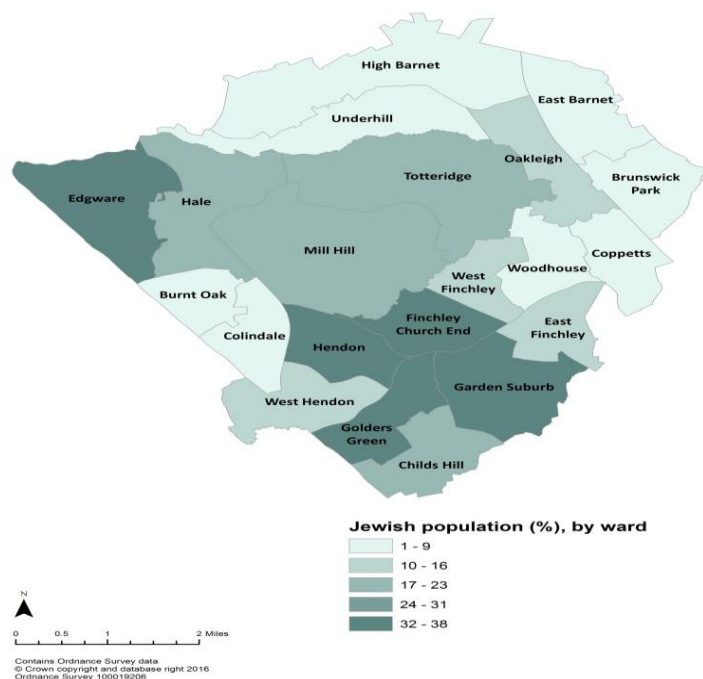
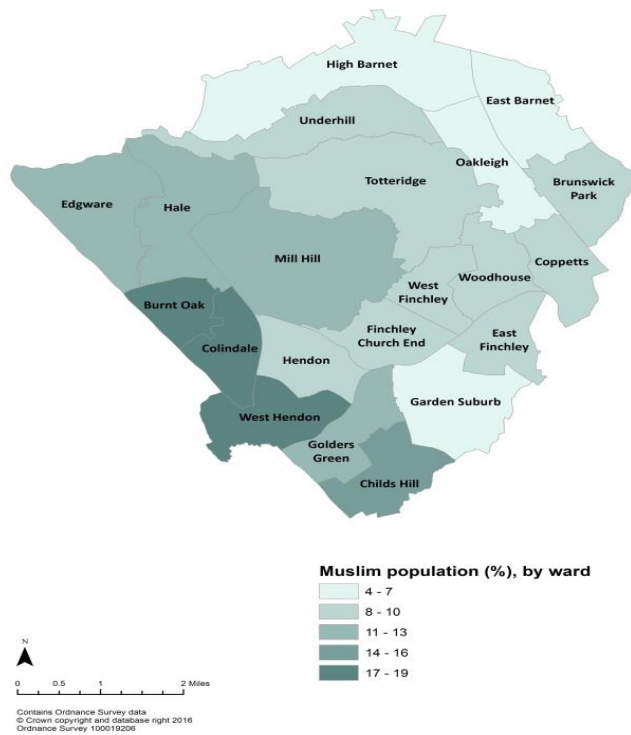


Figure 1.10 shows the distribution of the Muslim population in Barnet. The highest proportions of Muslims are found in wards concentrated in the West of the borough; Colindale (19.3%); Burnt Oak

(18.4%) and West Hendon (17.1%). In contrast, the areas with the lowest percentage of Muslims are mainly located in the North of the borough (High Barnet (3.9%); East Barnet (6.1%); Oakleigh (6.7%)), with the exception of Garden Suburb (4.8%).

Figure 1.10: Muslim population (%) in Barnet, by ward, 2011



Source: Office for National Statistics (ONS, 2011). Census 2011 data.

The Barnet wards with the highest percentage of people claiming to have no religion are East Finchley (27.2%), High Barnet (23.1%) and Coppetts (22.8%), whereas those with the lowest proportion of their population having no religion are; Edgware (8.2%), Golders Green (10.1%) and West Hendon (11.4%).



**Proportion of pupils in schools by religious denomination and the proportion of schools by religious denomination (national data)**

Faith	% of Pupils attending Faith Schools in England	% of Schools in the country by Faith
Anglican	0.06%	0.04%
Church of England	12.99%	20.06%
Free Church	0.01%	0.00%
Hindu	0.03%	0.03%
Islam	0.03%	0.08%
Jewish	0.25%	0.22%
Methodist	0.09%	0.13%
Multi-faith	0.01%	0.01%
Muslim	0.16%	0.15%
No religious character	75.96%	69.55%
Other	0.01%	0.01%
Other Anglican Faith	0.02%	0.02%
Other Christian Faith	1.30%	0.89%
Other Jewish Faith	0.02%	0.03%
Plymouth Brethren Christian Church	0.02%	0.04%
Roman Catholic	8.95%	8.68%
Sikh	0.06%	0.05%

Office for National Statistics (ONS, 2019). Population by Religion, Borough. Data from the Annual Population Survey for 2018. Available at: <https://data.london.gov.uk/dataset/percentage-population-religion-borough>External link

Office for National Statistics (ONS, 2011). Census 2011 data. Table: KS209EW – Religion: Ward details. Available at: <https://www.nomisweb.co.uk/>External link

Office for National Statistics (ONS, 2011). Census 2011 data. Table: KS209EW – Religion: Ward details. Available at: <https://www.nomisweb.co.uk/>External link