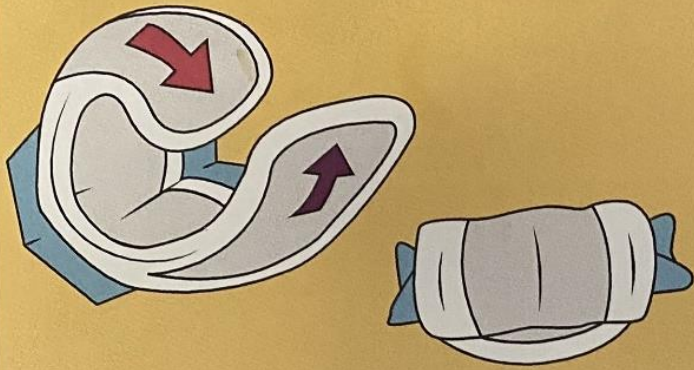


# How to use Sanitary Bins

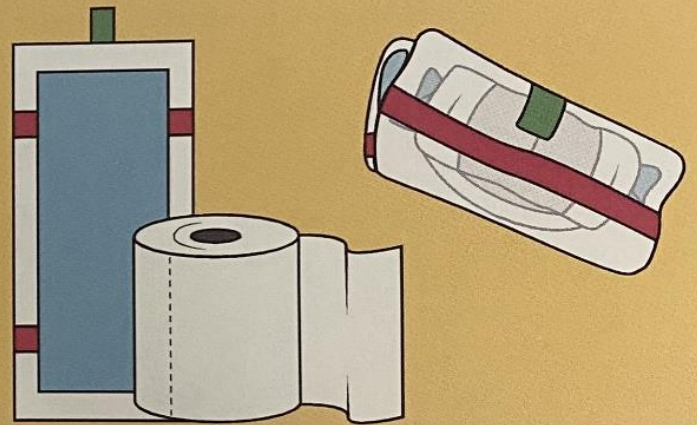


## ROLL IT UP

Roll the pad up tightly and neatly, starting from one end and working your way to the other. Roll it up so that the soiled part is on the inside, and the adhesive part is on the outside.

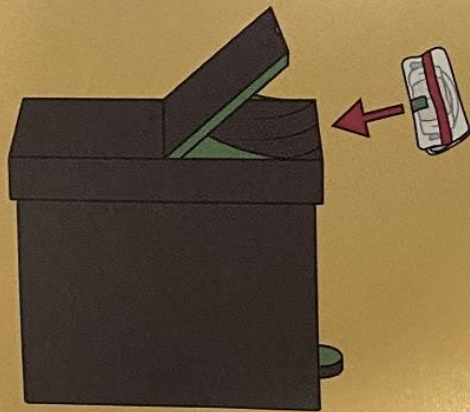
## WRAP IT UP

Wrap the rolled up pad in a piece of toilet paper or the wrapper from a fresh pad. If the wrapper has an adhesive tab on it, use that to help keep the wrapped pad secure.



## BIN IT

Dispose of the wrapped pad in one of the sanitary bins provided. If the pad is wrapped properly it should not stick to the bin as you place it inside.



**Please do not put anything other than sanitary waste in the Sanitary Bins.**

Adding extra rubbish is the main reason that the bins overflow.

Following this simple rule will make a big difference to the cleanliness of the facilities and the wellbeing of others. Thank you!