



Family Services

Childcare Sufficiency Assessment (CSA)

Document control	
Document title	Childcare Sufficiency Assessment
Document description	This report sets out the assessment of sufficiency of childcare across the London Borough of Barnet using data identifying the need for childcare and the childcare available from providers in the borough.
Document authors	Debra Davies - Assistant Head of Child and Family Early Help Andy Whiting - Early Years & Primary Service Manager Melinda Parkes-Flynn - Early Years Strategy & Sufficiency Officer Salwa Cooper – Early Years and Wraparound Coordinator Sarah Whitty – Early Years Registration Officer
Version control	
Document production date	October 2024
Document version	V2

Contents

1. Methodology.....	3
2. Childcare Sufficiency Outline	3
3. Introduction to Funded Early Years Education and Childcare .	4
4. Overall Sufficiency in Barnet	6
5. Demand for Childcare	9
6. Characteristics of Children in Barnet	10
7. Supply of Childcare	13
8. Funded Early Years	15
9. Quality of Childcare	19
10. Wraparound Childcare	20
11. Sample Surveys	22

1. Methodology

1.1 The following data sources have been used when undertaking the London Borough of Barnet's Childcare Sufficiency Assessment.

- Number of children: based on Greater London Authority (GLA) population projections from the London Data Store
- Children with Education Health Care Plans (EHCP): based on January 2024 School Census data held by London Borough of Barnet
- Supply of childcare: based on data provided to us by Ofsted, who regulate early years provision in schools and childcare provision (where providers are not registered with Ofsted data is supplemented with local intelligence).
- Funded Early Education: data on take up of funded early education entitlements is based on the Early Years and Schools Censuses, which are taken every January and published by the Department for Education in the statistical collection *Education provision: children under five years of age*. Data on entitlement to a funded early education place for 2-year-olds is provided by the Department for Work and Pensions.
- Price of childcare: Collected from Free Early Education providers in Barnet
- Quality of childcare: data on childcare quality is provided by Ofsted.

2 Childcare Sufficiency Outline

2.1 All local authorities are required by law to 'report annually to elected council members on how they are meeting their duty to secure sufficient childcare and make this report available and accessible to parents'. This report has been prepared to meet this duty.

2.2 Having sufficient childcare means that parents and carers are able to find local childcare provision that meets their child's learning needs and enables them as parents and carers to make choices about work and training. This inclusive offer applies to all children from birth to 11 years. Sufficiency across the various Early Years childcare offers is explored, such as:

- 9-month, 2, 3 and 4 year old working family's entitlement
- 2 year old disadvantaged families
- 3- and 4-year-old universal offer

3. Introduction to Funded Early Years Education and Childcare

3.1 There are a number of early years funding options for parents/carers of children aged 9 months until they start reception:

9 months (Working Families)

- For those children that meet the working families' criteria
- 9-month-olds can access 15 hours of early education per week, for 38 weeks of the year. The 15 hours can be taken as flexibly as childcare providers can offer.
- 9-month-olds that qualify can start their free place at the beginning of the school term after they turn 9 months of age.

Two year olds (Working Families):

- For those children that meet the working families' criteria
- 2-year-olds can access 15 hours of early education per week, for 38 weeks of the year. The 15 hours can be taken as flexibly as childcare providers can offer.
- 2-year-olds that qualify can start their free place at the beginning of the school term following their second birthday.

Two year olds (Disadvantaged)

- For those children that meet the disadvantaged families' criteria
- 2-year-olds can access 15 hours of early education for free week, for 38 weeks of the year. The 15 hours can be taken as flexibly as childcare providers can offer.
- 2-year-olds that qualify can start their free place at the beginning of the school term following their second birthday.

Three and four year olds (Universal hours)

- All children are entitled to 15 hours of Free Early Education (FEE) for 38 weeks a year. These 15 hours as flexibly as childcare providers can offer. Some providers are able to extend the hours over 52 weeks by using less hours each week.
- 3-year-olds can start their free place at the beginning of the term following their third birthday.

Three and four-year-olds (Extended Entitlement for Working Families)

- For those children that meet the working families’ criteria
- The 30 hours free childcare is made of 15 universal hours and 15 hours of extended entitlement.
- Children are entitled to both the universal and working families elements the term after their third birthday, if they qualify and have a valid 30 hour code.

3.2 Funded early education eligibility criteria can be found at <https://www.childcarechoices.gov.uk>

3.3 Further information regarding the Early Years Childcare for 9 month, 2- 3- and 4-year-olds <https://www.barnet.gov.uk/children-and-families/childcare>

3.4 Expansion of the Funded Early Years Education and Childcare Offer

3.4.1 In March 2023 the Government announced an extension of the funded early years education and childcare offer for children under five. This has been agreed by the current Government.

Timeline of Change
April 2024 , Working Parents of 2-year-olds entitled to 15 hours childcare.
September 2024 , 15 hours childcare extended to all Working Parents of children from the age of 9-months in the term following their 9-month milestone
From September 2025 , Working Parents of children under the age of 5 will be entitled to 30 hours childcare per week.

3.4.2 Barnet’s Early Years Team is embedded in Early Help Services and are monitoring the impact of the expansion on overall childcare sufficiency. In preparation for each phase of the delivery, we have worked closely with our early years providers, families and utilised data held to assess supply and demand. Particular attention has been paid to the offer for children aged 9 months+ which became available in September 2024. In September 2025, when the full 30 hours is implemented there is potential for a strain on childcare sufficiency and this is being closely monitored.

3.4.3 This report sets out the assessment of sufficiency using data about the need for childcare and the amount of childcare that is available. This data is used to plan the council's work in supporting the local childcare economy.

4. Overall Sufficiency in Barnet

4.1 In Barnet there are a total of 435 providers delivering early years education and childcare. These providers are categorised as childminders, private, voluntary and independent nurseries, nurseries within schools and maintained nursery schools (4).

4.2 As a borough there is no immediate concern regarding sufficiency although there is continued future focus on supporting:

- the full implementation of the early years entitlement for working families in September 2025.
- the impact in relation to the rise in the cost of living
- changes to demographics including areas of regeneration
- challenges with regard to staff retention and recruitment

4.3 The Early Education and Childcare Statutory Guidance for Local Authorities [Early education and childcare \(applies from 1 April 2024\) - GOV.UK \(www.gov.uk\)](https://www.gov.uk/government/uploads/system/uploads/attachment_data/file/714212/EECG-2021-22.pdf) sets out that local authorities should *'Secure alternative provision and withdraw funding from a provider (other than a local authority maintained school), as soon as is practicable, when Ofsted publish an inspection judgement of the provider of 'inadequate' or when Ofsted publish a second consecutive inspection judgement of a childminder agency of 'ineffective'.*

4.4 And for Disadvantaged 2-year-olds the guidance states *'Only fund places for eligible disadvantaged 2-year-old children in 'requires improvement' providers where there is not sufficient, accessible 'good' or 'outstanding' provision'.*

4.5 Monitoring and support for settings is delivered through an action plan overseen by the Standards Team, Barnet Education and Learning Services (BELS) which works closely with the Early Years Team. The aim is to support these settings to move from Inadequate and Requires Improvement to Good or better as quickly as possible. The Early Years team are also working alongside providers who may, with support, be able to increase their provision for FEE, by using capital grant funding as part of the early years expansion.

4.6 The Early Years Team have joint working party meetings with Family Services and BELS Early Years Standards and Special Education Needs and Disability (SEND) Teams, alongside Health partners to explore how setting can be supported and increase uptake.

4.7 During the period September 2023 - January 2024, 5 childminders resigned, 3 of which were due to an agency closing, and have since reregistered with another agency or with Ofsted. This resulted in a loss of 29 spaces, however 5 new childminders registered creating 30 spaces.

4.8 As with other Local Authorities, Barnet has experienced both closures and newly registered providers during the Summer Term 2024. This activity created a net increase of 63 places as set out in the table below.

Summer Term 2024 – Closures and Registrations

April – August 2024	Closed	Number of spaces	Newly Opened	Numbers of Spaces	Impact on sufficiency
Early Years Settings	9	258	10	349	+91
Childminders	6	34	2	6	- 28
					+63 places

4.9 As a local authority, the potential impact of increased childcare needs due to the regeneration programmes in Barnet are recognised, as such monitoring of childcare sufficiency in areas of regeneration is prioritised.

4.10 Barnet early years settings are reporting some challenges with staff recruitment and retention which is having an impact on the number of childcare places settings can offer this is also reflected nationally. As a local authority we are working with our partners to identify ways to address these challenges and build sustainable sufficiency in the sector.

4.11 The [Do Something BIG](#) campaign, is a national multi-million-pound broadcast marketing campaign promoting early years and childcare careers on a national-scale across multiple advertising channels. It highlights the significant difference early years professionals make to young children's development and how rewarding working in the sector can be.

4.12 79% of the early years providers in Barnet are judged as Good, MET or Outstanding by Ofsted. The other 21% of providers include:

- 21 Private, Voluntary or Independent (PVI) providers are awaiting their first inspection.
- 2 Child Care on Domestic Premises (CODP) are awaiting their first inspection
- 26 childminders are not graded (registered) and 8 are with a childminding agency graded as Effective.
- 8 settings are graded either Requires Improvement (6) or Inadequate (2).

Ofsted Gradings for Barnet Early Years Providers:

	Childminders		Childcare on non-domestic premises		Childcare on domestic premises	
	No.	%	No.	%	No.	%
Outstanding	24	11%	19	15%	3	33%
Good	147	69%	98	65%	4	44%
RI	2	1%	4	2%	0	0%
Inadequate	0	0%	1	0%	1	12.5%
Awaiting a graded inspection	26	12%	21	14%	2	22%

N.B. The table above does not include schools

4.13 At time of reporting, there are five Home Office hotels in Barnet which provide accommodation for **98 children under 5 years**. Some of these children will be of reception class age.

4.14 In the Summer Term (01/04/2024 – 31/08/2024) there were 7 applications for Disadvantaged 2-year-old funding for families with 'No Recourse to Public Funds' (NRPF). Data is not held for the volume of applications for children living in NRPF households for 3 and 4-year-olds as this is a universal offer.

4.15 Welcome Packs have been developed and are available for families who arrive at the Asylum Hotels which provide details of the early years entitlement offer. The Early Years Brokerage Team also visit the Hotels regularly to support families to access their entitlement. The Home Office sends weekly updates on the number of children living in the Hotels enabling effective monitoring and assessment of support need. The numbers of children living in Hotels have not impacted sufficiency of child care places in this reporting period, and remains subject to monitoring by the a nominated Brokerage Officer.

Cross Borough Access to Funded Early Years Childcare

	Enfield	Brent	Haringey	Islington
Total Number of Barnett 3 and 4 year old children accessing universal entitlement in neighbouring borough/s	168	167	77	8
Total Number of Barnett 3 and 4 year old children accessing the extended entitlement in neighboring borough	63	68	50	1
Total Number of Barnett 2 year old children accessing the free entitlement (disadvantaged) in neighbouring borough/s	7	14	8	4
Total 2 year old working family children accessing the free entitlement in neighboring borough	28	22	0	0
If any of the above are SEND children	Yes – number unknown	13 3&4 yrs olds	0	0

N.B. This data has been based on Summer Term 2024/25

5. Demand for Childcare

5.1 Population of Early Years Children

5.11. The Census 2021 reports that 34.1% of households in Barnet have dependent children living within them, this a 0.9% increase from 2011. Within these households there are 24,136 children under the age of five¹ who account for 6.2% of the total population; this is a reduction of 1.2% since 2011.

5.1.1 Population estimates data² report a slightly lower figure of 24,026 children aged under 5 years living in the borough. The table below sets out the breakdown for each age group in each of the borough's wards. These children may require early years childcare, although some of the 4,911 four-year-olds may have already started reception.

Ward	0 to 5	Aged under 1 year	Aged 1 year	Aged 2 years	Aged 3 years	Aged 4 years
Barnet Vale	902	156	192	190	190	174
Brunswick Park	727	121	134	130	166	176
Burnt Oak	1,346	237	253	276	299	281
Childs Hill	1,148	249	221	226	237	215
Colindale North	872	164	193	201	156	158
Colindale South	1,450	327	307	282	292	242
Cricklewood	744	157	138	158	128	163
East Barnet	1,246	249	248	273	228	248
East Finchley	898	185	168	202	164	179
Edgware (Barnet)	1,241	242	268	240	242	249
Edgwarebury	735	139	149	130	160	157
Finchley Church End	1,061	230	194	203	201	233
Friern Barnet	1,080	211	186	216	234	233
Garden Suburb	728	135	125	151	154	163
Golders Green	1,409	282	266	287	288	286
Hendon (Barnet)	1,639	363	310	321	324	321
High Barnet	606	133	105	113	123	132
Mill Hill (Barnet)	1,176	218	204	259	230	265

¹ [How life has changed in Barnet: Census 2021](#)

² [Population estimates - small area \(2021 based\) by single year of age - England and Wales https://www.nomisweb.co.uk](https://www.nomisweb.co.uk) (Next release: 30 Nov 24)

Totteridge & Woodside	874	153	189	175	182	175
Underhill	629	132	117	126	118	136
West Finchley	1,251	261	253	228	247	262
West Hendon	1,015	194	212	211	189	209
Whetstone	668	147	131	155	114	121
Woodhouse (Barnet)	581	117	111	106	114	133
	24,026	4,802	4,674	4,859	4,780	4,911

6. Characteristics of Children in Barnet

a. Ethnicity 0-5 years

6.1 In the 2021 Census, 57.7% of residents in Barnet identified as White. Over 60% of all 0-5-year-olds living in Barnet are of Black, Asian or Other ethnic backgrounds. This demonstrates an increase in diversity for Barnet's youngest residents; the ratio is higher in Colindale South, Cricklewood, West Hendon, Burnt Oak and Colindale North which are comprised of more than 70% Black, Asian or Other ethnic backgrounds.

6.2 Barnet has 37 Lower Super Output Areas (LSOA's) with relatively high numbers of children aged under 5 who are of Black, Asian or Other ethnic backgrounds (over 90 households per LSOA). In the West locality there are 15 LSOA's and 16 in the South locality areas with higher proportions of households with children under five from Black, Asian or Other ethnic backgrounds. Childs Hill, West Hendon, Burnt Oak and Cricklewood are in the top 30% of deprived LSOA's; in these wards 80% of households with children under five are children from Black, Asian or Other ethnic backgrounds.

b. Deprivation 0-5 years

6.3 Barnet is generally an affluent borough, although almost a third of children under five live in the 30% most deprived Lower Super Output Areas (LSOAs). 5,000 children under five live in low-income families, representing 19% of all children in this age group in the borough. Low-income is defined as adults caring for children who are in receipt of Child Tax Credit and either on claiming benefits (Income Support or Jobseekers allowance) or earning less than 60% of the median income.

LSOA Name	Locality	Ward	% Household is deprived in one dimension	% Household is deprived in two dimensions	% Household is deprived in three dimensions	% Household is deprived in four dimensions
E01000129	West	Burnt Oak	46.9	21.8	7.3	0.3
E01000151	West	Colindale North	39.6	25.8	9.5	0.8
E01033913	West	Burnt Oak	37.3	23.2	8.7	0.9
E01000133	West	Burnt Oak	38.9	21.2	7.3	0.5
E01000130	West	Burnt Oak	38.1	20.5	7.9	1.2
E01000134	West	Burnt Oak	41.1	21.1	5.0	0.2
E01000132	West	Burnt Oak	37.8	20.4	8.7	0.4
E01000127	West	Burnt Oak	38.4	19.4	8.5	0.6
E01033914	West	Burnt Oak	38.4	19.9	7.5	0.2
E01000126	West	Colindale North	35.1	20.1	8.5	0.9
E01000195	West	Edgwarebury	37.0	19.1	7.6	0.0
E01033916	West	Colindale North	43.2	15.8	3.5	0.6
E01000153	West	Colindale North	35.8	17.1	7.8	1.5
E01000226	West	Burnt Oak	35.2	20.6	6.1	0.3
E01000221	South	Golders Green	36.9	25.9	9.5	0.9
E01033924	South	Colindale South	34.8	22.2	9.3	2.8
E01000245	South	Hendon	39.6	20.5	8.2	0.7
E01000312	South	West Hendon	36.3	23.6	6.5	1.1
E01000313	South	West Hendon	37.4	17.7	6.6	1.0
E01000141	South	Childs Hill	36.7	17.4	7.7	0.9
E01000310	South	West Hendon	35.3	18.2	7.3	1.8
E01000223	South	Cricklewood	37.9	17.2	6.0	1.1
E01000137	South	Childs Hill	36.1	19.2	6.3	0.6
E01000185	East Central	East Finchley	35.0	21.9	9.0	0.9
E01000176	East Central	East Finchley	32.3	24.5	8.9	0.6
E01000289	East Central	Underhill	34.7	22.8	7.7	0.4
E01000121	East Central	Brunswick Park	31.2	25.5	8.4	0.4
E01000323	East Central	West Finchley	37.0	19.8	5.1	0.9
E01000184	East Central	East Finchley	38.9	16.9	6.3	0.4
E01000299	East Central	West Finchley	41.7	15.2	4.5	1.1

* The table above shows the top 30 deprivation LSOAs in Barnet. The dimensions of deprivation used to classify households are indicators based on four selected household characteristics:

- **Education:** A household is classified as deprived in the education dimension if no one has at least level 2 education and no one aged 16 to 18 years is a full-time student.
- **Employment:** A household is classified as deprived in the employment dimension if any member, not a full-time student, is either unemployed or economically inactive due to long-term sickness or disability.
- **Health:** A household is classified as deprived in the health dimension if any person in the household has general health that is bad or very bad or is identified as disabled. People who have assessed their day-to-day activities as limited by long-term physical or mental health conditions or illnesses are considered disabled. This definition of a

disabled person meets the harmonised standard for measuring disability and is in line with the Equality Act (2010).

- **Housing:** A household is classified as deprived in the housing dimension if the household's accommodation is either overcrowded, in a shared dwelling, or has no central heating.

6.4 Changes to Population of Children in Barnet

6.4.1 The population of Children and Young people aged 0-17 from the 2021 Census is around 89,300, this is expected to remain similar over the next 10 years.

[TS007 - Age by single year - Nomis - Official Census and Labour Market Statistics \(nomisweb.co.uk\)](https://nomisweb.co.uk/TS007-Age-by-single-year-Nomis-Official-Census-and-Labour-Market-Statistics)

<https://open.barnet.gov.uk/insight-and-intelligence/jsna/borough-summary/>

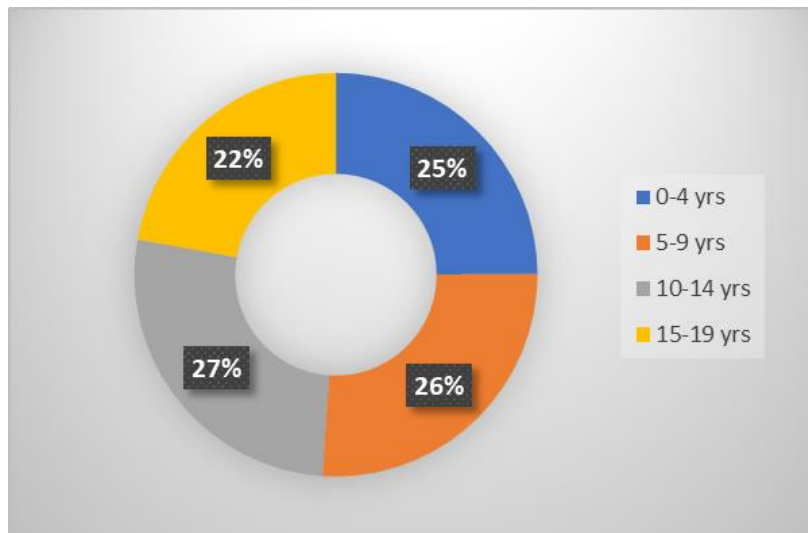


Figure 1: Proportion of children & young people in Barnet by age group 2021

[TS007A - Age by five-year age bands - Nomis - Official Census and Labour Market Statistics \(nomisweb.co.uk\)](https://nomisweb.co.uk/TS007A-Age-by-five-year-age-bands-Nomis-Official-Census-and-Labour-Market-Statistics)

7. Supply of Childcare

a. Number of Early Years Providers and Places

6.1 There are 435 childcare providers in Barnet and a maximum number of 12,912 early years (0-5) childcare places offered by childminders and private, voluntary and independent (PVI) nurseries:

Type of Provision	Number of Providers	Number of registered places
Childminders	212	1,388
Childcare on non-domestic premises*	150	7,309
Schools (including Maintained Nursery schools)	64	4,018
Childcare on domestic premises	9	197

**Barnet have a number of providers who do not offer free early education places which are not included in these figures*

The data Summer Term 2024

*Day Nurseries, Pre-Schools, Independent Nursery Units

- Since the introduction of the extended early years entitlements and increase in funding, there has been a significant rise in childminders willing to care for children entitled to the funding.
- For private, voluntary and independent nurseries and childminders, the number of registered places represents the maximum number of children who can be on the premises at any given time. In practice, many providers choose to operate below their number of registered places.
- Children may attend childcare full-time or part-time. The table overleaf records places for children who are attending full-time, or for as many hours as the setting is open. In some cases, two or more children attending part-time may use one full-time equivalent place. For example, one child may attend in the morning and one child may attend in the afternoon.

b. Number of school age providers

In Barnet we have 63 schools who provide nursery provision:

Type of school	Number of schools	Number of schools with nurseries
Nursery schools	4	4
Primary schools	89	57
All-through schools	3	1
Secondary schools	25	0
Special schools	8	1
Pupil referral unit	2	0

o Types of Schools

- o **Community Schools** are schools owned and maintained by Barnet Council. The council has overall responsibility for the community schools' admissions and the council arranges appeals for places at these schools.
- o **Foundation Schools** are funded by the council, but the governing bodies of individual schools own the building, are responsible for setting the admission criteria and handling the process including the arrangements of appeals.
- o **Voluntary aided schools** are schools funded by the council but 'voluntary bodies' (usually religious) own the buildings, and the governors of the schools are responsible for setting the admission criteria, handling the process and arranging appeals.
- o **Free Schools** are all-ability state-funded schools set up in response of what local people say they want and need, to improve education for children in their community.
- o **Academies** are independent schools, but no fees are charged to parents, and they are required to participate in coordinated admission arrangements. The governing body is responsible for setting the admission criteria and for arranging appeals.
- o **All-through schools** comprise both primary and secondary education phases, where children are educated from age 3 or 4 to age 18.

Further information about Barnet education, can be found at: <https://www.barnet.gov.uk/schools-and-education>

8. Funded Early Years Childcare

Early Years Childcare Funding Rates:

New Hourly rate from Summer Term 2024/2025	
9-month-olds (working families)	£12.54
2-year-olds (disadvantaged)	£9.59
2-year-olds (working families)	£9.21
3- & 4-year-olds (universal and working families)	£6.23

8.1 Early Years Pupil Premium

8.1.1 The Early Years Pupil Premium (EYPP) is additional funding for early years settings to improve the education that they provide. The funding criteria is the same as for free school meals. The current level of Early Years Pupil Premium being claimed is lower than expected. As a Local Authority we are committed to raising awareness through on going communications and promotion with providers and families.

Early Years Pupil Premium is **66 pence** per hour

The Disability Access Fund is **£910 per year**

8.2 Early Years Special Education Needs Inclusion Funding (EY SENIF)

8.2.1 Barnet funded private, voluntary, independent early years settings (including registered child minders) and maintained school nurseries can apply for Early Years Special Educational Needs Inclusion Funding (EY SENIF). This funding is available to support individual children with complex special educational needs and disabilities.

Period	Number of Children Accessing
April 2023 – March 2024	530
Period	Number of Children Accessing
April 2022 – March 2023	400

8.3 The Disability Access Fund (DAF)

8.3.1 Early Years settings are encouraged to apply for additional funding to support children with disabilities or special educational needs. The aim of the DAF is to help give children who are disabled access to Free Early Years Education, by making reasonable adjustments to their settings or helping to build capacity.

8.3.2 In April 2024, there was an increase in DAF funding to **£910** per child, for all children accessing the free entitlement offer.

8.3.3 Following an increase in promotion for Disability Access Funding with childcare providers, we have seen a significant increase in applications

Applications received		Applications received	
April 2022 – March 2023	26	April 2023 – March 2024	81

8.4 The Early Years Vulnerable Family (EYVF)

8.4.1 EYVF funding provides vulnerable children aged 6 months to five years with a funded place within a Quality Assured childminder, maintained nursery/nursery class or in a private, voluntary and independent setting. The funding place enables families to access short term interventions as part of a children’s social care or Early Help plan.

8.4.2 There has been a significant increase in applications with 72% of applications being approved and funded

	Numbers of children accessing funding		Numbers of children accessing funding
April 2022 – March 2023	97	April 2023 – March 2024	126

8.5 Proportion of 2-year-old Children Entitled to funded Early Years Education (Disadvantaged)

8.5.1 When comparing termly data with the previous year, the Free Early Years Education scheme for disadvantaged 2-year-olds has remained consistent. The introduction of the working families entitlement in April 2024 did not impact on the number of spaces available for disadvantaged children.

2022/23	PVI	Schools	Total/ DWP Baseline	%
Summer Term 2024/25	480	170	650/1084	60 %
Spring Term 2023/24	496	213	709/1106	64 %
Autumn Term 2023/24	571	258	829/1161	71

8.6 Disadvantaged 2-year-olds Entitlement Criteria;

8.6.1 To be eligible for a disadvantaged two-year-old place families must be in receipt of one of the following:

- Income Support
- Income-based Jobseekers Allowance (JSA)
- Income-related Employment and Support Allowance
- Support through Part 6 of the Immigration and Asylum Act 1999
- the guaranteed element of State Pension Credit
- Universal Credit annual net earned income up to £15,400.
- Tax credit and an annual income of under £16,190.
- Working Tax Credit 4-week run (the payment you get when you stop qualifying for working Tax Credit)
- children in receipt Disability Living Allowance (DLA)
- children who are looked after by the local authority.
- children who have left care through special Guardianship or through an Adoption or Residence Order
- children with current statement of Special Educational Needs, or an Education Health and Care Plan

8.6.2 The Early Years Brokerage team and Barnet Children’s Centres contact all children identified on the DWP list. The scheme is widely promoted through partner services, community events and social media platforms. Some families choose to decline the funded scheme giving reasons such as the child’s young age and or personal circumstances.

8.7 Working Families 9 months, 2, 3 and 4-year-old Entitlement

8.7.1 Working parents of 9 month, 2, 3 and 4 year olds can apply using the [Homepage | Childcare Choices](#) website. **988 codes** were validated during the Summer term 2024. The same website is used to apply for tax free childcare. If a parent is eligible, the system creates a code which they can use with their chosen childcare provider.

8.8 3- and 4-year-olds Universal Offer

8.8.1 All 3 and 4 year olds are entitled to the universal offer (15 hours) the term after their third birthday.

8.8.2 The number of eligible children taking up their funded place (for at least some of the available hours) in our local authority is:

Funding		Number of children
Disadvantaged 2-year-olds		650
Working Families 2-year-olds		1067
3 & 4-year-olds universal hours	3-year-olds	1210
	4-year-olds	428
	3 & 4-year-olds	1638
3 & 4-year-olds extended hours	3-year-olds	949
	4-year-olds	293
	3 & 4-year-olds	1242

*The data in this table is based on figures Summer Term 2024/25

9. Quality of Childcare in Barnet

9.1 Ofsted Inspection Grades

9.1.1 All childcare providers must register with and be inspected by Ofsted, Childcare providers who care for children aged from birth to five years must register on the Early Years Register. Childcare providers are inspected by Ofsted who evaluate the overall quality and standards of the early years provision in line with the principles and requirements of the Early Years Foundation Stage.

[Early years foundation stage \(EYFS\) statutory framework - GOV.UK \(www.gov.uk\)](https://www.gov.uk/government/consultations/early-years-foundation-stage-eyfs-statutory-framework)

9.1.2 Childcare provider who have been inspected will receive a grade these are ‘Outstanding’, ‘Good’, MET, ‘Requires Improvement’ ‘Inadequate’.

9.1.3 Providers are still awaiting their first full inspection have been excluded from our calculation.

Provider type	Total number of providers	% achieving good or outstanding
Childminders	213	80%
Childcare on non-domestic premises	152	77%
Childcare on domestic premises	9	80%

**Data based on 12/08/2024*

9.1.4 There are a number of newly opened childcare providers who are still awaiting their first full inspection and those recorded as met or registered. These figures are also not included in our calculations.

9.1.5 Nursery classes in independent schools do not generally have an Ofsted grade, and therefore have not been included in the above figures.

10. Wraparound Childcare

10.1 The national wraparound childcare programme is part of the childcare reforms announced at the 2023 Spring Budget. The government's ambition is that by 2026, all parents and carers of primary school-aged children who need it will be able to access term time childcare in their local area from 8am-6pm, so that parents can access employment and improve labour market participation.

Current wraparound provision analysis	
Schools currently provide <i>full</i> wraparound care (8am-6pm)	36
Schools currently provide partial wraparound care (Majority offering just short of 6pm)	49
Schools currently provide <i>no</i> wraparound care.	11

10.2 In September, 16 schools that were previously offering partial wraparound are introducing the full wraparound provision. Barnet will have 54% schools offering the full wraparound offer and 34% offering partial wraparound provision at the start of the Autumn term 2024.

10.2 Population of School Age Children

10.2.1 In total there are 35,923 children aged 5-11. These children may require childcare before and after school, and/or during the school holidays.

Ward	5 to 11 years	5 years	6 years	7 years	8 years	9 years	10 years	11 years
Barnet Vale	1,417	215	185	203	177	204	218	215
Brunswick Park	1,421	177	191	195	184	200	236	238
Burnt Oak	2,197	299	313	292	306	343	310	334
Childs Hill	1,746	236	252	234	252	255	247	270
Colindale North	1,200	183	160	166	156	182	181	172
Colindale South	1,728	253	241	247	245	252	254	236
Cricklewood	991	125	153	140	128	147	147	151
East Barnet	1,683	236	250	225	252	241	222	257

East Finchley	1,473	204	182	218	192	215	211	251
Edgware (Barnet)	1,969	269	304	279	284	252	315	266
Edgwarebury	1,471	192	219	218	211	215	201	215
Finchley Church End	1,653	233	227	209	227	293	230	234
Friern Barnet	1,782	227	272	230	271	258	239	285
Garden Suburb	1,066	135	140	143	164	155	174	155
Golders Green	1,820	261	255	255	268	256	257	268
Hendon (Barnet)	2,144	297	302	313	321	300	315	296
High Barnet	999	163	140	116	150	153	141	136
Mill Hill (Barnet)	1,612	227	231	210	215	221	261	247
Totteridge & Woodside	1,377	197	161	197	193	203	230	196
Underhill	1,052	158	139	159	159	157	142	138
West Finchley	1,714	242	233	255	250	223	250	261
West Hendon	1,262	159	189	159	180	176	167	232
Whetstone	911	111	118	133	137	122	139	151
Woodhouse (Barnet)	1,235	193	168	156	169	170	200	179
	35,923	4,992	5,025	4,952	5,091	5,193	5,287	5,383

[Population estimates - small area \(2021 based\) by single year of age - England and Wales](https://www.nomisweb.co.uk)
<https://www.nomisweb.co.uk> (Next release: 30 Nov 24)

a. Number of Children with Special Educational Needs and Disabilities

10.2.2 Children with special education needs and disabilities (SEND) are entitled to support with childcare up to the age of 18 (age 14 for children who do not have a special educational need or disability). The number of children with an Education, Health and Care (EHC) plan, or SEN Support in our local authority is:

Age	Number of children with EHCP	Number of children with SEN Support
Birth to school age	232	616
Primary school (reception to year 6)	1555	3632
Secondary school (year 7 to 13)	1747	2629

**Data based on early years and school census January 2023*

10.2.3 Children’s needs change over time and are identified at different ages. Among the youngest children, SEND may only be identified when they start in childcare or school, and it can take some time from needs being identified to an EHC plan being issued. It is therefore possible that the number of children with SEND aged 0-4 is an underestimate. Some children have SEN but do not have an EHC plan

10.2.4 The data below has been obtained utilising those families accessing Barnet Children’s Centres and working alongside early years providers.

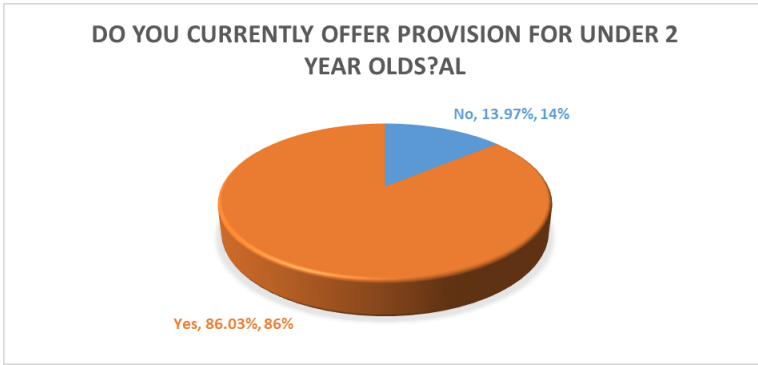
11 Sample Survey

11.1 Early Years Providers

11.1.1 **136** early years providers completed the survey that focused on; the providers current offer and increasing the 9 month and 2-year capacity.

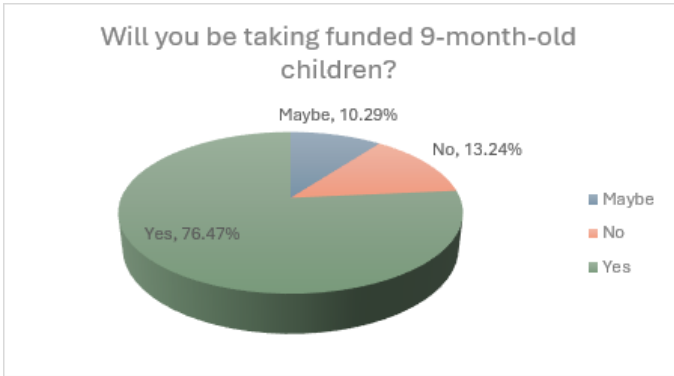
11.1.2 Data obtained identified:

- 86% of providers currently offer provision for 2-year-olds and under
- 26% would like to expand their 2 -years-old provision
- 76% would consider offering 9-month-old funded places.



86% said they currently offer provision for 2-year-olds and under.

76% said they will be taking funded 9-month-babies

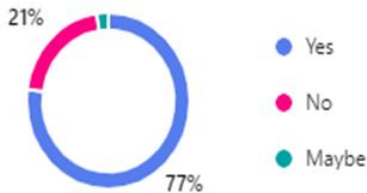


11.2 Parent/ Carer

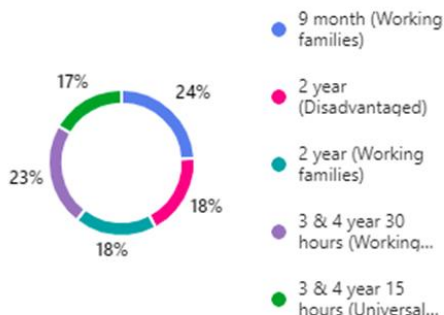
11.2.1 **175** parents/carers completed the survey that focused on awareness of the changes to the funded early year's entitlement, current childcare arrangements and potential access in the future.

11.2.2 The data below represents families awareness of the entitlements, future access and the ward the families reside. 24% of those surveyed are planning to access the new 9-month-old working families' scheme.

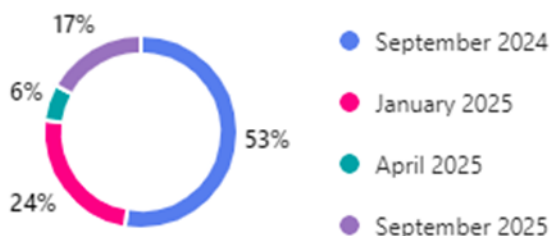
. Were you aware of the expansion of the early year's entitlement?



2. Are you planning to access any of the following early years funding in the future? (Please tick those you are likely to access)



When are you likely to access the chosen funding:



Parents planning to access the new 30-hour scheme by ward:

Ward	Yes	No	N/a	Ward	Yes	No	N/a
Barnet Vale	2		1	Golders Green			1
Brunswick Park	2			Hendon	5	1	2
Burnt Oak	6	1	1	High Barnet	1	1	
Childs Hill		1		Mill Hall	1		
Colindale North	4	1	3	Mill Hill	4		1
Colindale South	1	1	1	Muswell Hill	1		
Cricklewood		1		New Barnet	1		
East Barnet	6	1	2	North Finchley	1		
East Finchley	9	3	6	Totteridge Woodside	1		
Edgware	5	1	5	Underhill	7	3	
Edgwarebury		2		West Finchley	1		1
Finchley Church End	1	2		West Hendon			1
Friern Barnet	8	1	2	Whetstone	6	1	1
Garden Suburb	1			Out of Borough	5		

N=128 (5 did not respond to the question of where they lived)