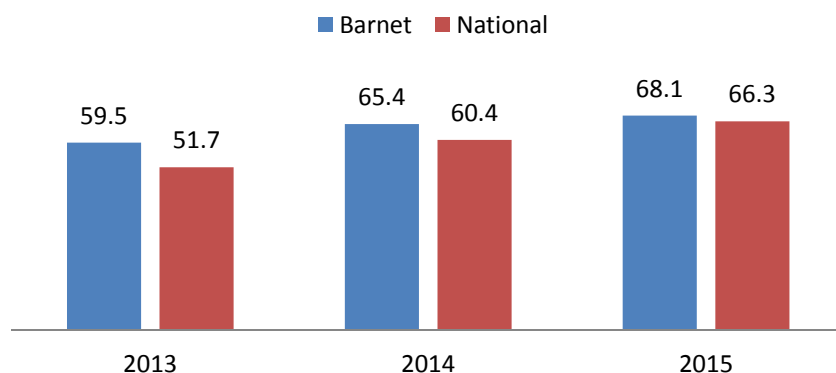


Barnet Achievement Summary: 2014-15

EYFS: (DfE) SFR 2015

% Achieving a Good Level of Development



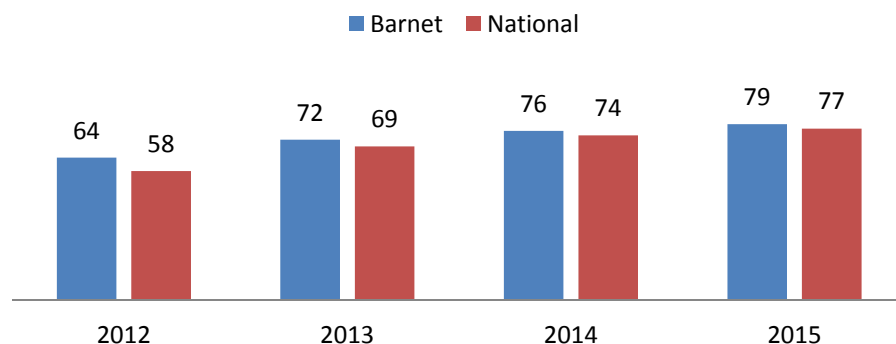
EYFS

% Good Level of Development			
	2013	2014	2015
Barnet	59.5	65.4	68.1
National	51.7	60.4	66.3
Rank	17	21	49

Change
+2.7
+5.9

Phonics Year 1: (DfE) SFR 2015

% Working at the Expected Standard



Phonics

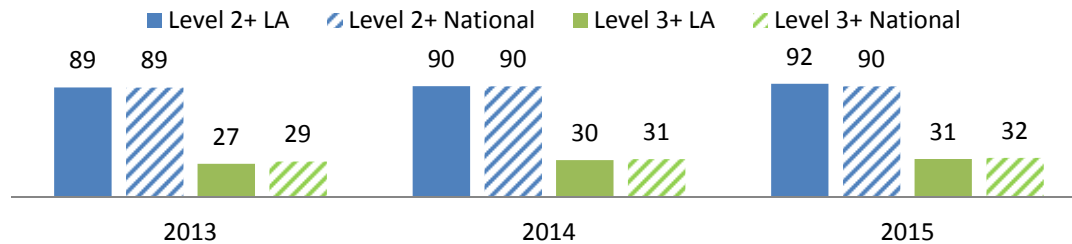
% Working At in Phonics				
	2012	2013	2014	2015
Barnet	64	72	76	79
National	58	69	74	77
Rank	13	32	38	34

Change
+3.0
+3.0

Ranking improved from 2014
Ranking worsened from 2014
Below national average

Key Stage 1: (DfE) SFR 2015

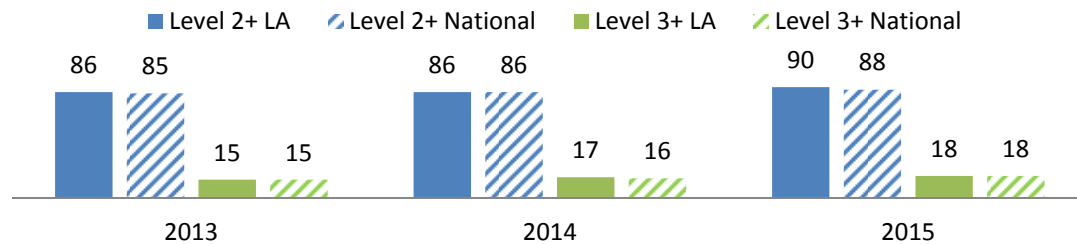
KS1 Reading Attainment



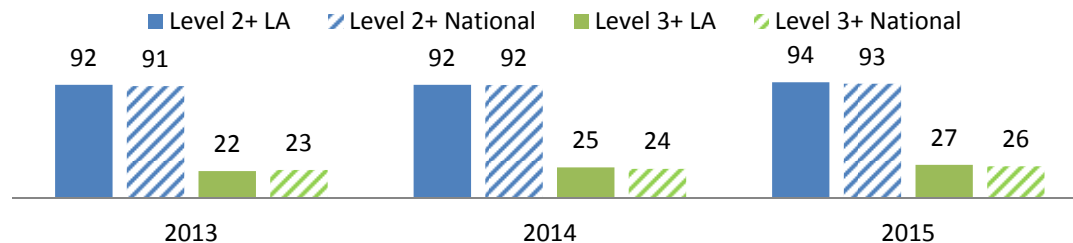
Level 2+ National rank increased from 55th to 16th
 Level 3+ remains below national and rank dropped from 67th to 74th

Level 2+ National rank increased from 66th to 8th
 Level 3+ is equal to national and rank dropped from 40th to 50th

KS1 Writing Attainment

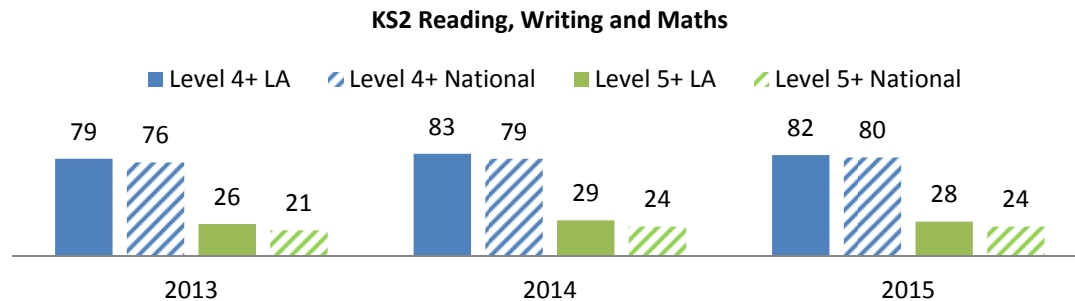


KS1 Maths Attainment



Level 2+ National rank increased from 63rd to 31st
 Level 3+ is slightly above national and rank increased from 47th to 45th

Key Stage 2: (DfE) SFR 2015, Provisional



Level 4+ National rank decreased from 16th to 31st
Level 5+ decreased from 15th to 18th

Reading progress – rank has increased from 6th to 5th nationally

Writing progress – rank has decreased from 48th to 71st nationally

Maths progress – rank has decreased from 12th to 24th nationally

		2013	2014	2015	Change
Reading Progress					
2 or More Levels	Barnet	91	94	94	+0.0
	National	88	91	91	+0.0
3 or More Levels	Barnet	35	39	38	-1.0
	National	30	35	33	-2.0
Rank (Reading 2 or more levels)			6	5	
Writing Progress					
2 or More Levels	Barnet	92	94	94	+0.0
	National	91	93	94	+1.0
3 or More Levels	Barnet	32	36	38	+2.0
	National	30	33	36	+3.0
Rank (Writing 2 or more levels)			48	71	
Maths Progress					
2 or More Levels	Barnet	92	93	92	-1.0
	National	88	89	90	+1.0
3 or More Levels	Barnet	42	45	44	-1.0
	National	31	35	34	-1.0
Rank (Maths 2 or more levels)			12	24	

Key Stage 4: (DfE) SFR 2015, Provisional

69% 5 A*-C including English and Maths

% 5 A*-C inc En & Ma			
	2014	2015	Change
National	56.8	56.3	-0.5
Barnet	67.5	69	1.5
Rank	10	5	

77.1% 5 A*-C Grades

% 5 A*-C			
	2014	2015	Change
National	65.8	65.8	0
Barnet	75.4	77.1	1.7
Rank	8	5	

		2013	2014	2015	Change
English Progress					
3 or More Levels	Barnet	82	83	81	-2.0
	National	70	72	70	-2.0
Rank (English)			4	3	
Maths Progress					
3 or More Levels	Barnet	82	77	80	+3.0
	National	71	66	67	+1.0
Rank (Maths)			7	3	

Ranking improved from 2014

Ranking worsened from 2014

Below national average

Key Stage 5: (DfE) SFR 2015, Provisional

220.9 APS per Entry

APS per Entry	2014	2015	Change
Barnet	220.3	220.9	0.6
National	214.6	214.8	0.2
Rank	7	10	

733.6 APS per Candidate

APS per candidate	2014	2015	Change
Barnet	731	733.6	2.6
National	714	700.3	-13.7
Rank	26	16	

17.7% 3+ A*-A Grades

A Levels: % 3+ A Grades	2014	2015	Change
Barnet	16.6	17.7	1.1
National	12	11.4	-0.6
Rank	8	5	

27.4% AAB Grades

A Levels: % AAB	2014	2015	Change
Barnet	25.9	27.4	1.5
National	19.5	18.7	-0.8
Rank	7	5	

Ranking improved from 2014

Ranking worsened from 2014

Below national average