

# EYFS to KS4 Narrowing the Gap

Academic Year Assessments: 2014-15

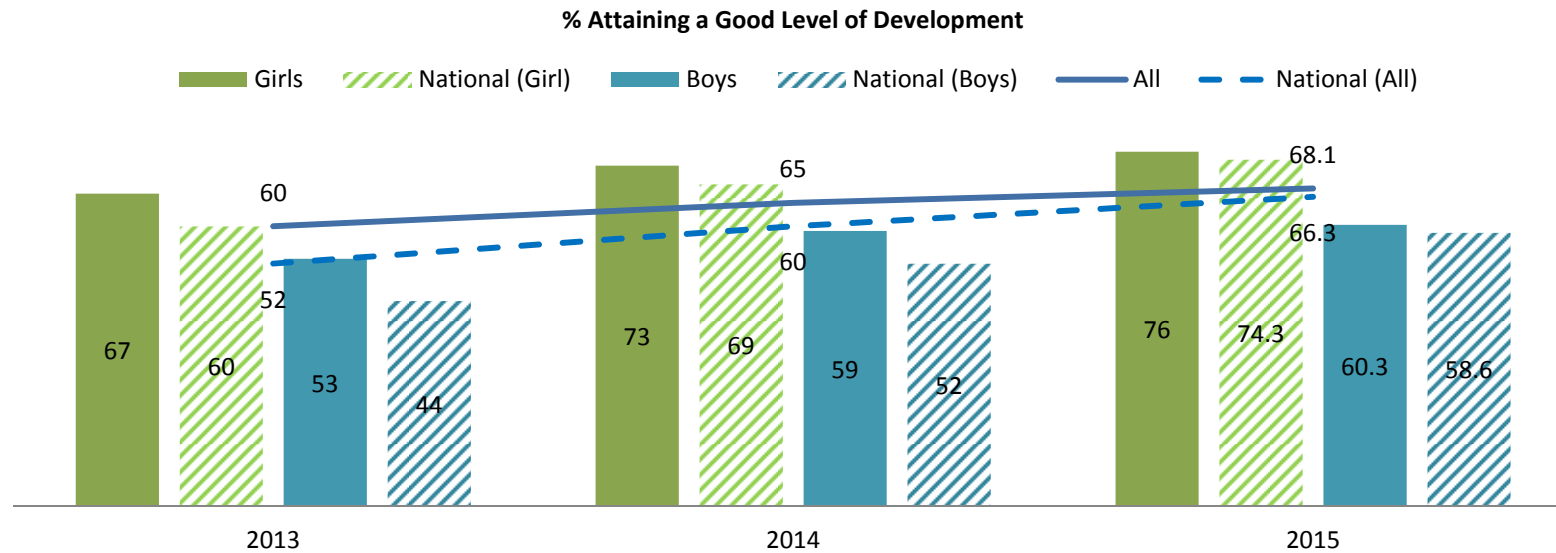
# Early Years Foundation Stage

Barnet gender gap 2015: **15.7** (national 15.7)

Barnet gender gap 2014: 14 (national 17)

Barnet gender gap has **increased by 1.7**

National gender gap has reduced by 3



Barnet, % GLD		
	2014	2015
FSM Yes	51.8%	57.5%
FSM No	68.2%	70.4%
Gap	-16.4%	-12.8%

Although there is no national data, internal Barnet data indicates the FSM gap for GLD has **narrowed from 16.4 percentage points to 12.8 percentage points**

# Phonics (Year 1)

	Barnet			National		
	Boys	Girls	Gap	Boys	Girls	Gap
2013	78	81	-3	73	81	-8
2014	73	79	-6	70	78	-8
2015	70	75	-5	65	73	-8

Gender gap is **5 percentage points** (a **decrease on 2014** and smaller than national)

	Barnet			National		
	EAL	Not EAL	Gap	EAL	Not EAL	Gap
2013	71	73	-2	69	69	0
2014	74	79	-5	74	75	-1
2015	77	83	-6	76	77	-1

EAL gap is **6 percentage points** (an **increase on 2014** and wider than national), however, both groups attain above national counterparts

	Barnet			National		
	FSM	Not FSM	Gap	FSM	Not FSM	Gap
2013	61	75	-14	56	72	-16
2014	66	78	-12	61	77	-16
2015	69	81	-12	65	79	-14

FSM gap is **12 percentage points** (same as 2014 and smaller than national), however national decreased from last year

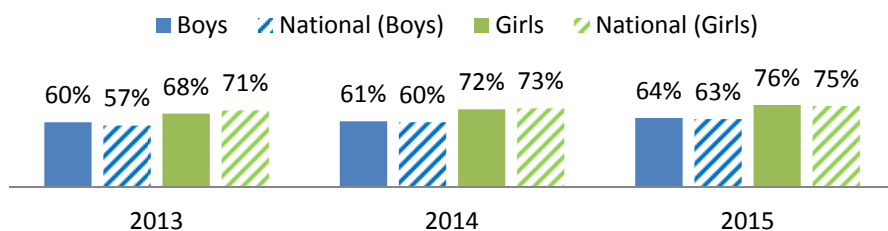
	Barnet			National		
	SEN	EHCP	No SEN	SEN	EHCP	No SEN
2013	46	20	79	34	14	76
2014	46	20	83	40	17	81
2015	50	28	86	42	18	83

**All SEN Groups attain above their national counterparts**

The gap between SEN pupils (SEN Support, School Action, School Action Plus) pupils and non-SEN pupils is **36pp in Barnet compared to 37pp in 2014** (national 41% in 2015)

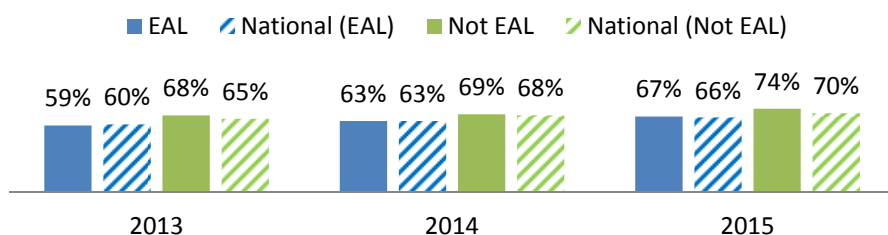
# Key Stage 1

**GENDER Level 2B+ RWM**



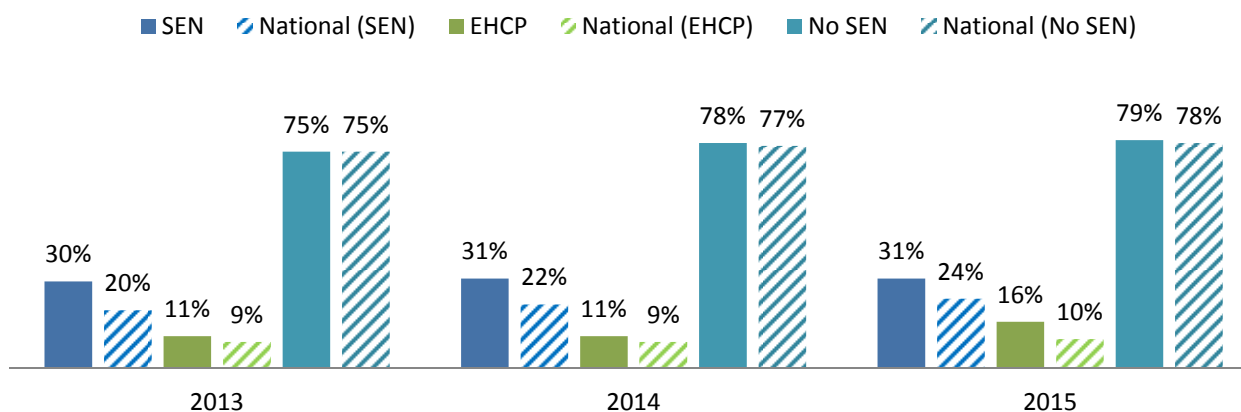
Barnet's gender gap is **12 percentage points** (an **increase of 1pp** from 2014)  
 National's gender gap is 12 percentage points (a decrease of 1pp from 2014)

**FIRST LANGUAGE Level 2B+ RWM**



Barnet's EAL gap is **7 percentage points** (an **increase of 1pp** from 2014)  
 National's EAL gap is 4 percentage points (a decrease of 1pp from 2014)

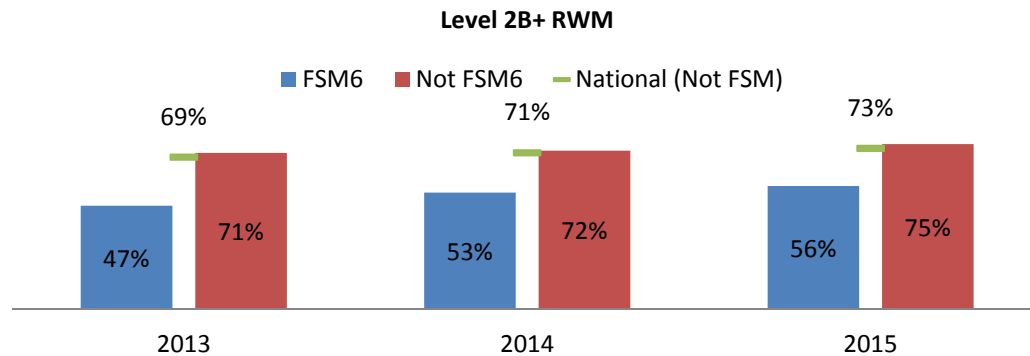
**SPECIAL EDUCATIONAL NEEDS Level 2B+ RWM**



**All SEN groups attain above their national counterparts**

The gap between SEN pupils (SEN Support, School Action, School Action Plus) pupils and non-SEN pupils is **48pp in Barnet compared to 47pp in 2014** (national 54% in 2015)

# Key Stage 1 (FSM6)

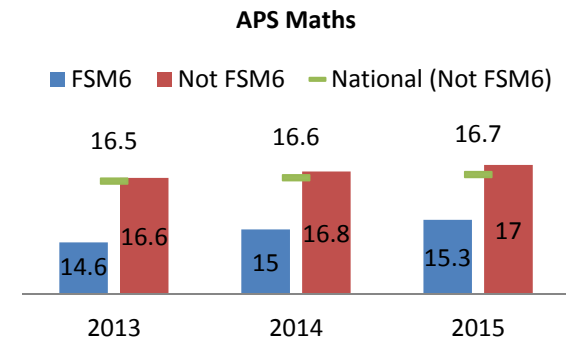
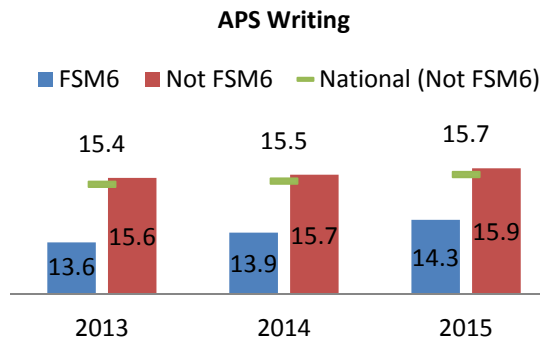
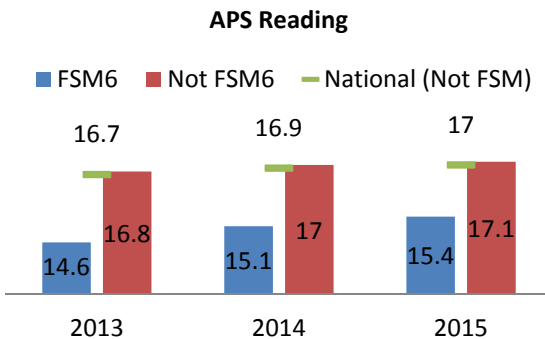


The gap between Barnet's FSM6 pupils and national Not-FSM6 pupils **narrowed to 17 percentage points** in 2015  
 The internal Barnet gap has **remained at 19pp** (same as national, but **national narrowed by 2pp** from 2014)

**Reading APS -**  
 The gap between Barnet's FSM6 pupils and national not FSM6 pupils **narrowed by 0.2** to 1.6 APS points in 2015

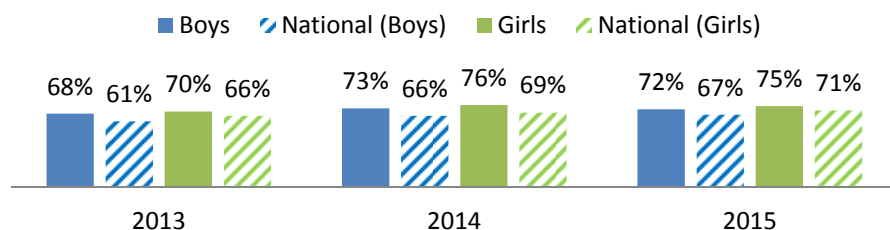
**Writing APS -**  
 The gap between Barnet's FSM6 pupils and national not FSM6 pupils **narrowed by 0.2** to 1.4 APS points in 2015

**Maths APS -**  
 The gap between Barnet's FSM6 pupils and national not FSM6 pupils **narrowed by 0.2** to 1.4 APS points in 2015



# Key Stage 2

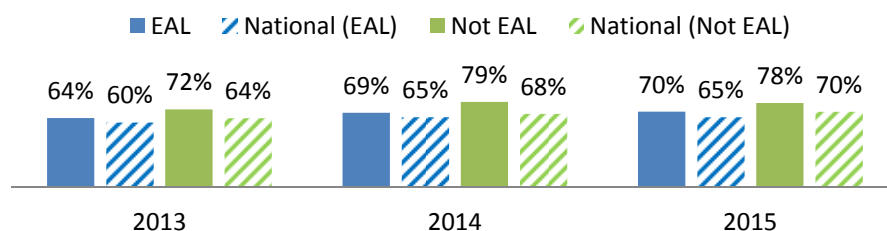
**GENDER % Level 4B+ (Re, Wr, Ma)**



Barnet's gender gap is **3 percentage points** (the same as 2014)

National's gender gap is 4 percentage points (an increase of 1pp from 2014)

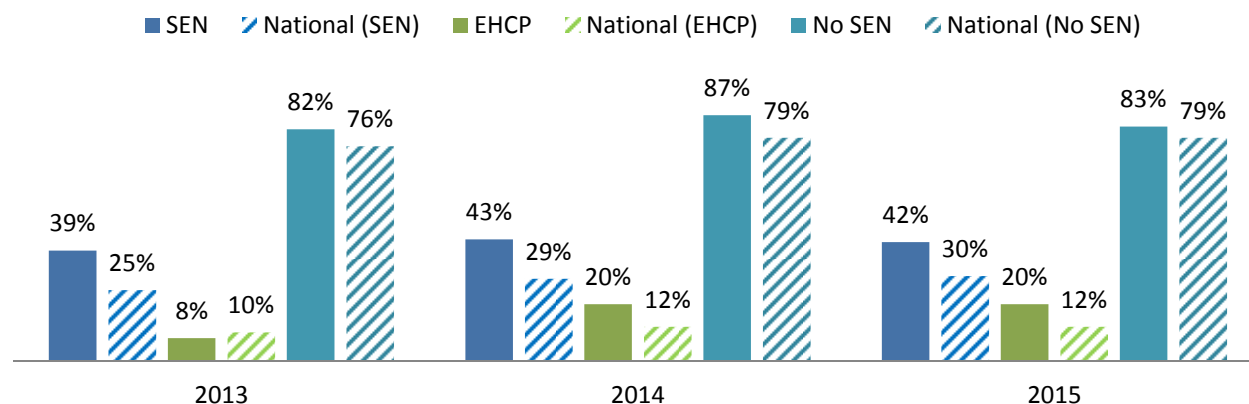
**LANGUAGE % Level 4B+ (Re, Wr, Ma)**



Barnet's EAL gap is **8 percentage points** (a **decrease of 2pp** from 2014)

National's EAL gap is 5 percentage points (an increase of 2pp from 2014)

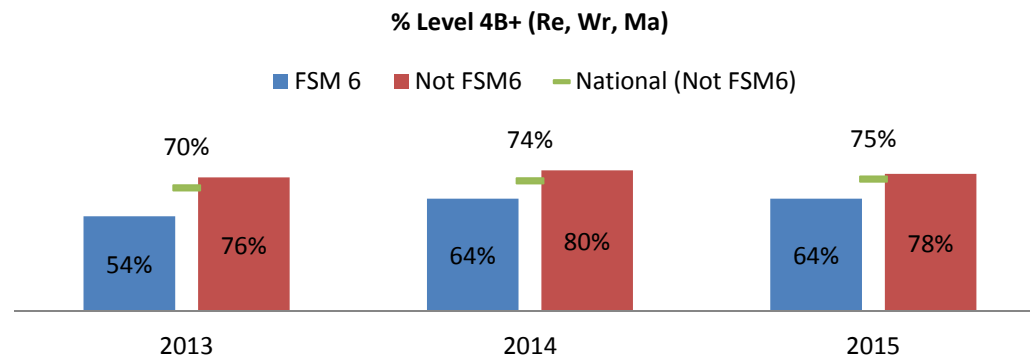
**SPECIAL EDUCATIONAL NEEDS % Level 4B+ (Re, Wr, Ma)**



**All SEN groups attain above their national counterparts**

The gap between SEN pupils (SEN Support, School Action, School Action Plus) pupils and non-SEN pupils is **43pp in Barnet compared to 44pp in 2014** (national 51% in 2015)

# Key Stage 2 (FSM6)



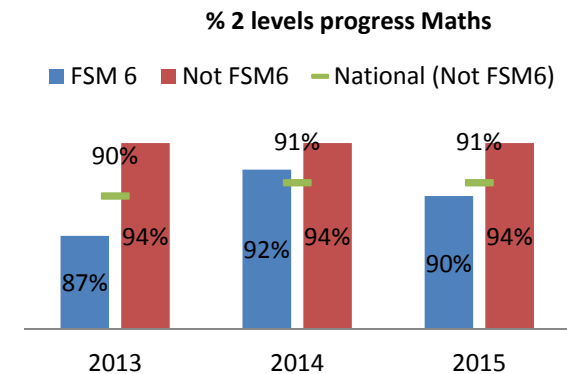
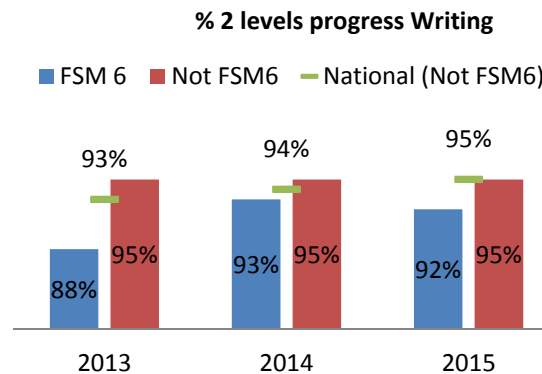
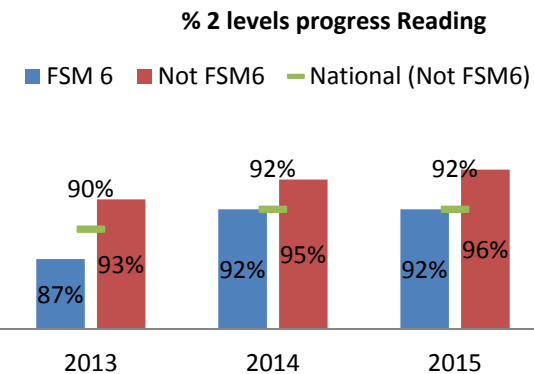
The gap between Barnet's FSM6 pupils and national Not-FSM6 pupils **increased by 1pp** to 11 percentage points in 2015

The internal Barnet gap has **narrowed by 2pp to 14pp** (national narrowed by 1pp to 19pp)

Reading progress -  
The gap between Barnet's FSM6 pupils and national not FSM6 pupils **remained the same at 0 percentage points**

Writing progress -  
The gap between Barnet's FSM6 pupils and national not FSM6 pupils **increased by 2pp to -3 percentage points**

Maths progress -  
The gap between Barnet's FSM6 pupils and national not FSM6 pupils **fell from +1pp to -1 percentage points**



# Summary

- SEN pupils **attain above national counterparts** at Phonics, KS1 and KS2
- **EYFS gender gap increased** as girls' attainment increased more than boys'
- **Gender and FSM gap in Phonics is smaller than national**
- **Gender and EAL gap at KS1 increased** whilst national decreased
- KS1 **FSM6 gap against national narrowed** at Level 2B+, and Reading, Writing and Maths APS
- **FSM6 gap against national at KS2 increased** in Level 4B+ RWM, Writing progress and Maths progress