

Provisional 2017 Achievement in Barnet



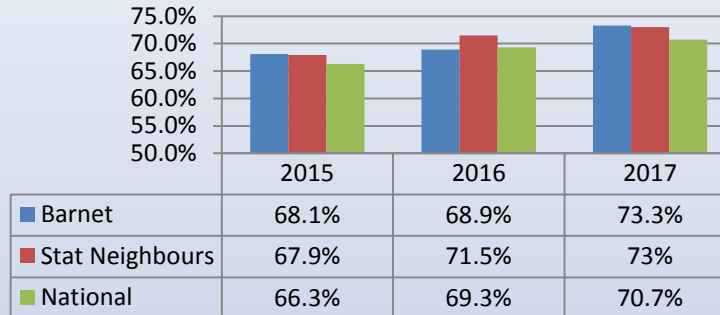
— with —



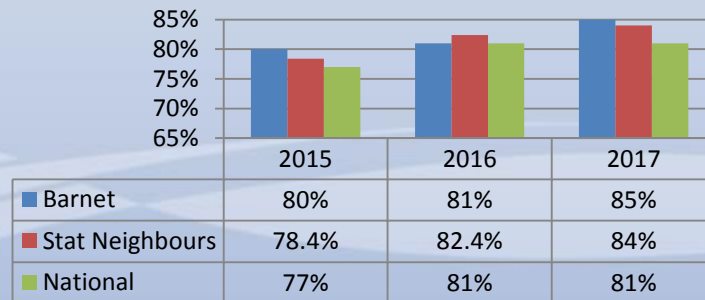
Early Years and Phonics



% Achieving a Good Level of Development



% Working at the Expected Standard (Year 1 Phonics)



Early Years

Attainment increased to 73.3% increasing greater than National and Statistical Neighbours.

Attainment is above national and in line with statistical neighbours.

Barnet is ranked:

- **49th** in 2015 (out of 152 LAs)
- **87th** in 2016 (out of 152 LAs)
- **39th** in 2017 (out of 152 LAs)

Phonics (Year 1)

Attainment (% Wa) increased in Barnet. Attainment is above national and statistical neighbours.

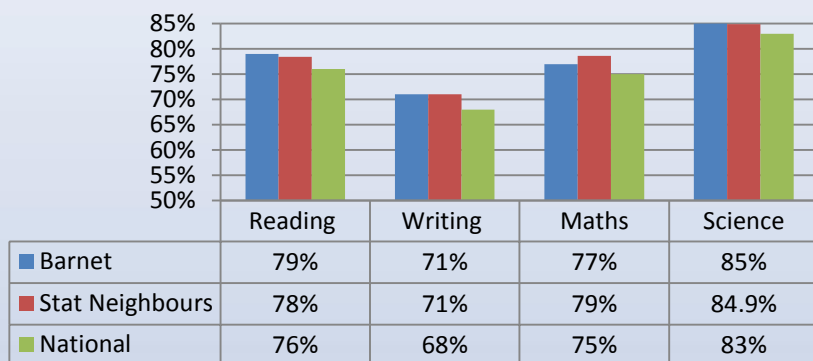
For the proportion of Year 1 pupils working at the expected standard,

Barnet is ranked:

- **27th** in 2015 (out of 152 LAs)
- **58th** in 2016 (out of 152 LAs)
- **10th** in 2017 (out of 152 LAs)

Key Stage 1

% Working at the Expected Standard in KS1 Subjects



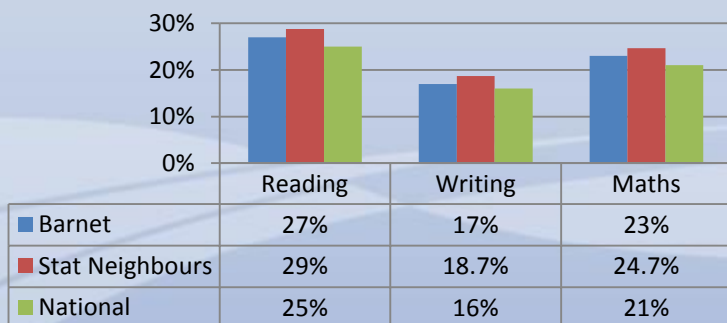
% Expected Standard+

Attainment in all subjects (% EXS+) was above the national average.

For the proportion of pupils working at or above the expected standard, Barnet was ranked:

- **34th** in Reading (out of 152 LAs) – **down from 29th**
- **36th** in Writing (out of 152 LAs) – **up from 43rd**
- **44th** in Maths (out of 152 LAs) – **up from 55th**
- **47th** in Science (out of 152 LAs) – **up from 54th**

% Working at Greater Depth Standard in KS1 Subjects



% Greater Depth


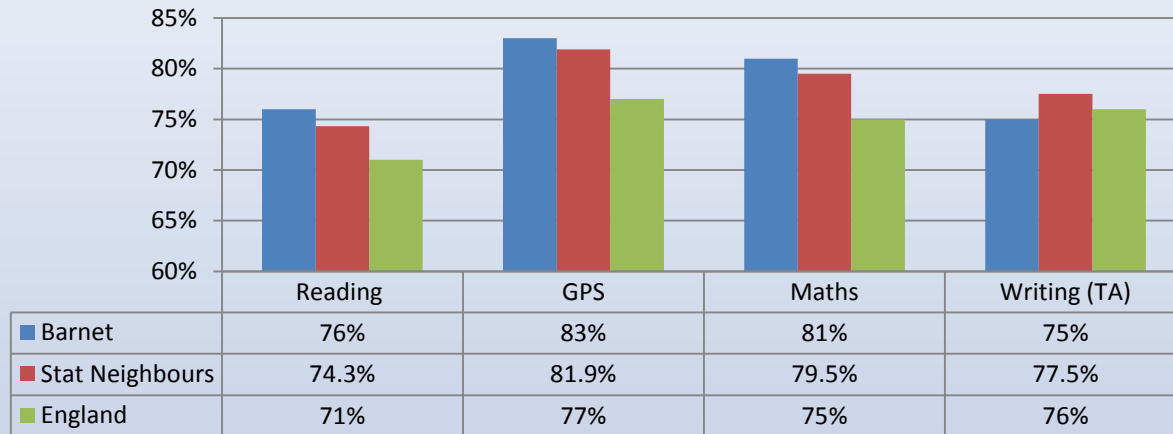
Attainment in all subjects (% GDS) was above the national average.

For the proportion of pupils working at or above the expected standard, Barnet was ranked:

- **44th** in Reading (out of 152 LAs) – **up from 54th**
- **59th** in Writing (out of 152 LAs) – **down from 42nd**
- **37th** in Maths (out of 152 LAs) – **up from 40th**

Provisional Key Stage 2: Expected Standard

Percentage working at the expected standard in KS2 subjects

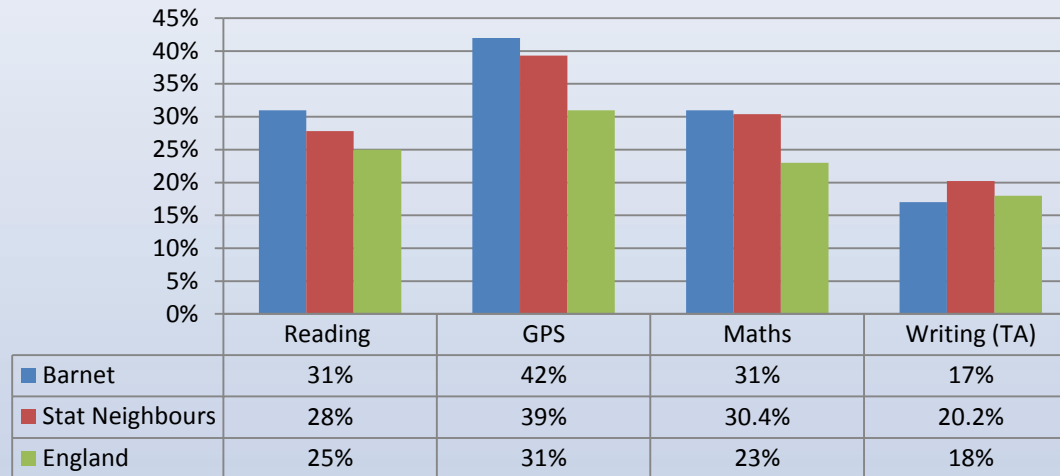


For the proportion of Barnet pupils reaching at least the expected standard:

- Barnet is ranked **17th** nationally (out of 152 LAs) for Reading – up from 25th
- Barnet is ranked **13th** nationally (out of 152 LAs) for GPS – up from 15th
- Barnet is ranked **17th** nationally (out of 152 LAs) for Maths – same as 2016
- Barnet is ranked **92nd** nationally (out of 152 LAs) for Writing – up from 124th

Provisional Key Stage 2: Greater Depth / High Score

Percentage working at the Greater Depth in KS2 subjects



For the proportion of Barnet pupils reaching at least the expected standard and working at greater depth:

- Barnet is ranked **14th** nationally (out of 152 LAs) for Reading - **up from 16th**
- Barnet is ranked **8th** nationally (out of 152 LAs) for GPS – same as 2016
- Barnet is ranked **11th** nationally (out of 152 LAs) for Maths – **down from 10th**
- Barnet is ranked **86th** nationally (out of 152 LAs) for Writing – **down from 53rd**

KS2 Scaled Score Attainment

Average Scaled Score in KS2 subjects



For the average scaled score of Barnet pupils' test results:

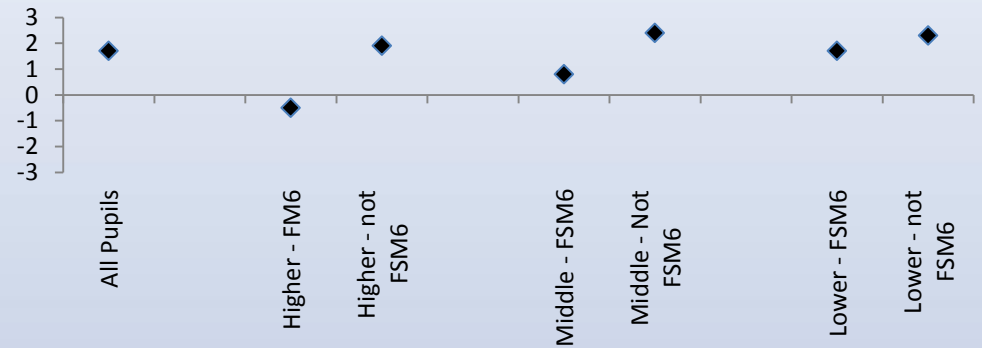
- Barnet is ranked **5th** nationally (out of 152 LAs) for Reading – **up from 8th**
- Barnet is ranked **5th** nationally (out of 152 LAs) for GPS (Grammar, Punctuation and Spelling) – **down from 4th**
- Barnet is ranked **8th** nationally (out of 152 LAs) for Maths – **down from 4th**

Provisional KS2: Progress

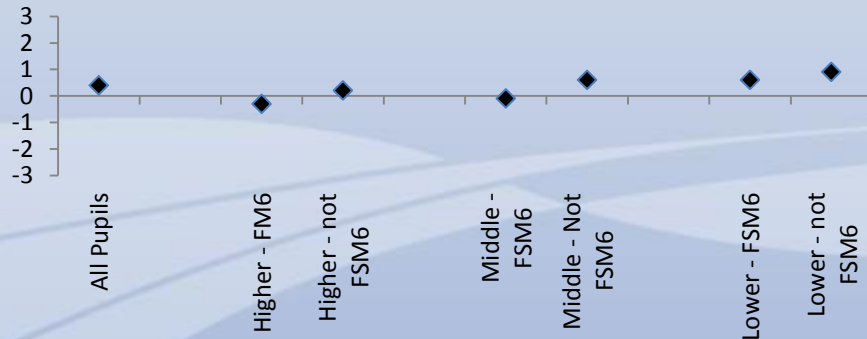
FFT Aspire:

- Reading +1.7 (sig+) – up from 1.5
- Writing +0.4 (sig +) – up from 0.2
- Maths +2.0 (sig+) – up from 1.7

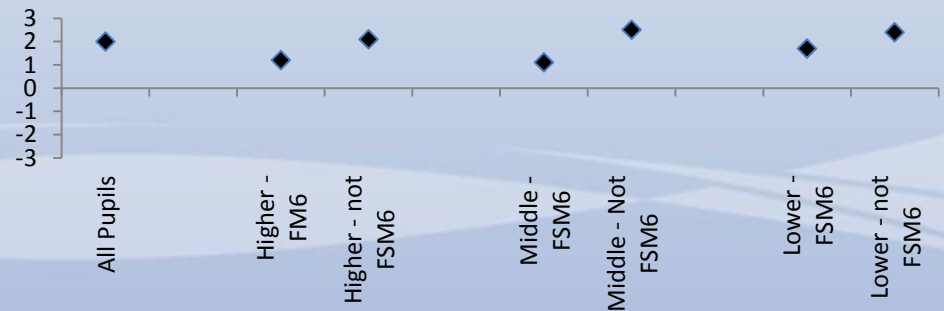
Reading Progress



Writing Progress

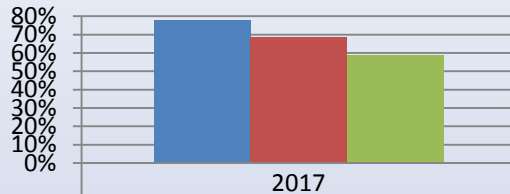


Maths Progress



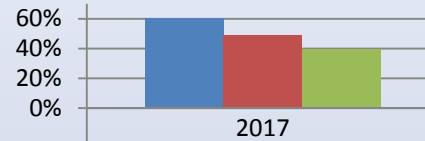
Key Stage 4

% Achieving English and Maths 9-4



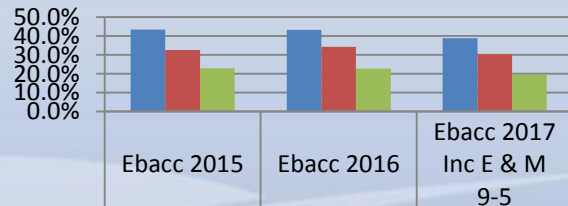
■ Barnet	77.6%
■ Stat Neighbours	68.3%
■ National	58.5%

% Achieving English and Maths 9-5



■ Barnet	59.9%
■ Stat Neighbours	48.8%
■ National	39.1%

% Achieving the English Baccalaureate



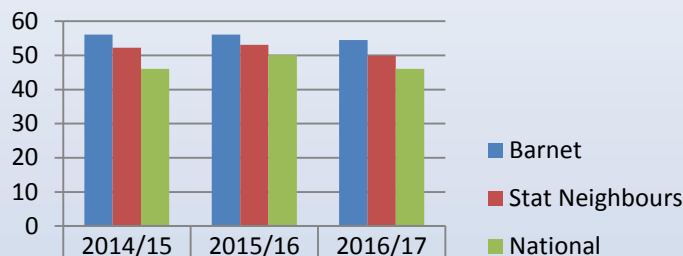
■ Barnet	43.5%	43.3%	38.9%
■ Stat Neighbours	32.5%	34.2%	30.4%
■ National	22.9%	22.8%	19.5%

For the proportion of pupils achieving:

- 9 – 5 in English and Maths, Barnet is ranked **5th** nationally (out of 152 LAs)
- 9 – 4 in English and Maths, Barnet is ranked **6th** nationally (out of 152 LAs)
- The English Baccalaureate, Barnet is ranked **4th** nationally (out of 152 LAs)

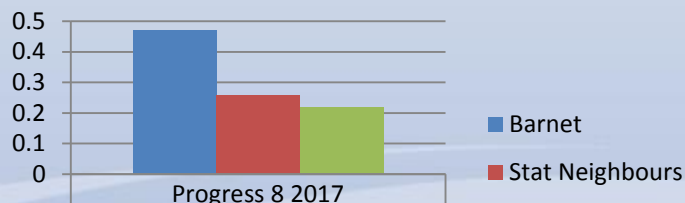
Key Stage 4

Average Attainment 8 Score per Pupil



Barnet	56.1	56.1	54.5
Stat Neighbours	52.2	53.1	49.9
National	46.1	50.1	46.1

Average Progress 8 Score per Pupil

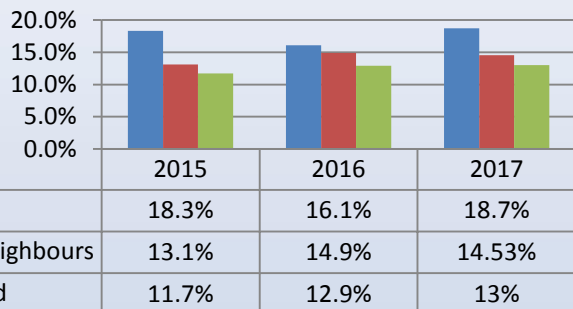


Barnet	0.47
Stat Neighbours	0.26
London	0.22

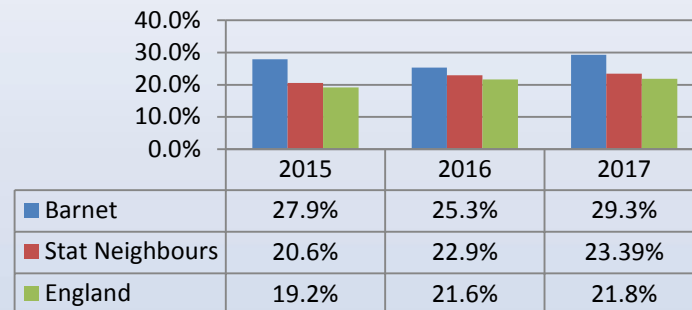
- For the average Attainment 8 score, Barnet is ranked 4th nationally (out of 152 LAs)
- For the average Progress 8 Score, Barnet is ranked 4th nationally (out of 152 LAs)

Key Stage 5

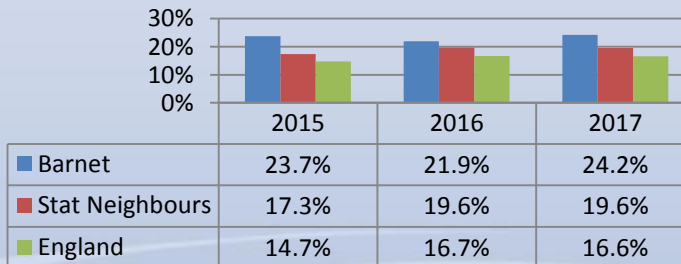
% Achieving 3+ A Grade at A Level



% Achieving AAB Grades or better at A Level



% Achieving AAB Grades or better at A Level with 2 in facilitating subjects

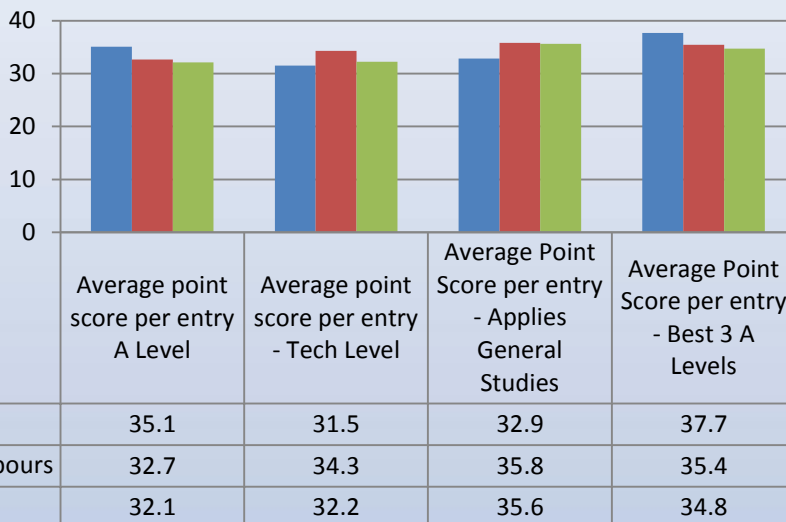


For the proportion of pupils achieving:

- 3 or more A grades, Barnet is ranked **6th** nationally – up from 7th
- AAB grades or better, Barnet is ranked **7th** nationally – same as 2016
- AAB grades or better with 2 facilitating subjects, Barnet is ranked **6th** nationally – up from 7th

Key Stage 5

Average Point Score per Entry by Qualification Classification (inc FE Colleges)



16-19: Level 3 qualifications

From September 2014, vocational qualifications at level 3 have been classified as either Tech Levels or Applied General qualifications if they are approved for performance tables.

Tech Levels are for students wishing to specialise in a specific industry, occupation or occupational group, enabling entry to an apprenticeship or other employment, or progression to a related higher education course.

Applied General qualifications are for students wanting to continue their education through applied learning, and which fulfil entry requirements for a range of higher education courses.

For the average point score across:

- A level cohort, Barnet is ranked **6th** nationally (**14th** excluding FE colleges) - same as 2016
- Tech level cohort, Barnet is ranked **127th** nationally (**53rd** excluding FE colleges) – up from 129th
- Applied general studies, Barnet is ranked **90th** nationally (**120th** excluding FE colleges) – up from 142nd
- Across the pupils' best 3 A level, Barnet is ranked **6th** nationally (**10th** excluding FE colleges) – up from 12th

School Standards Partnership Board Priorities 2017-2018



— with —



Priorities 2017-2018

Based on available provisional education performance data, the following areas have been identified as a priority for improvement by the School Standards Partnership Board:

1. Primary Attendance

Although it is pleasing that recent data (Autumn/Spring Terms 2016/17) shows attendance has improved in Barnet schools (overall absence was 3.9% compared 4.1% for the same period in 2015/16) and we are now above the national average of 4.0% we are ranked 50th, well below the top 10% of LAs. However the ranking is an improvement from 98th for the same period in 2015/16.

2. Early Years

The percentage of pupils who achieved a GLD was above National, Inner London and Outer London averages in 2017. Barnet's national ranking, for percentage of pupils achieving a GLD, has increased from 87th in 2016 to 39th in 2017. However, as this is still below the top 10% of LAs it remains a priority

3. Key Stage 1 Achievement

KS1 relative attainment (ranking) is well below the top 10% of LAs for all KS1 subjects. Maths is ranked the lowest (44th) for the proportion of pupils achieving at least the expected standard, then Writing (36th) with the best relative attainment being in Reading (34th).

4. KS2 Writing

Attainment is below the national average and our ranking, although improved from 2016 is still 92nd. Although it is clear that there are inconsistencies nationally with teacher assessment of writing, we still need to maintain a focus on this subject in order to continue to raise relative attainment.

5. Achievement of Disadvantaged Pupils and other Vulnerable Groups (inc Black Caribbean)

This remains a priority for improvement to eliminate differences in the performance of groups of pupils.



— with —



6. Looked After Children

Although there is no confirmed data available on the performance of looked after children in 2017, results collected from schools indicates the performance of this group of young people remains significantly below that of non-looked after children.

7. Transition

Transition between all Key Stages was identified as a priority by the School Standards Partnership Board.

8. Recruitment

Recruiting and retaining good quality teachers and school leaders is a challenge for schools across Barnet. The Recruitment and Retention Working party is working to address these challenges.

9. Progress and Progression Pathways of low attaining pupils across all key stages

To ensure that sufficient quality and learning opportunities exist for children and young people to succeed across a range of skills and abilities

10. Safeguarding

To support the implementation of Barnet Children's Services Improvement Action Plan following the Inadequate judgement by Ofsted in July 2017



— with —

